

CITY OF WHITEHORSE



Operating Budget Package 2015 - 2017



TABLE OF CONTENTS

1. Important Dates and Contacts

2. Mayor's Budget Address

3. 2015 Operating Budget Highlights

4. Where does your dollar go?

5. Bylaws

- **Bylaw 2014-35 Operating Budget**
- **Bylaw 2014-36 Fees and Charges**
- **Bylaw 2014-37 Tax Levy**

1) Important Dates and Contacts

Important Dates

December 8, 2014 - 1st Reading of:

- Bylaw 2014-35 Operating Budget
- Bylaw 2014-36 Fees & Charges
- Bylaw 2014-37 Tax Levy

January 12, 2015 – Public Input night in Council Chambers 5:30 pm at City Hall

January 19, 2015 – Report on Public Input

January 26, 2015 – 2nd and 3rd Reading of:

- Bylaw 2014-35 Operating Budget
- Bylaw 2014-36 Fees & Charges
- Bylaw 2014-37 Tax Levy

Contacts

Public Input e-mail: budgetinput@whitehorse.ca

Robert Fendrick, B. COMM., MPA, FCGA – Director of Corporate Services

- robert.fendrick@whitehorse.ca
- Phone (867) 334-2122

Valerie Anderson, CGA – Manager, Financial Services

- valerie.anderson@whitehorse.ca
- Phone (867) 336-0011

Lindsay Schneider – Budget/Internal Audit Specialist

- lindsay.schneider@whitehorse.ca
- Phone (867) 334-3404

2) Mayor's Budget Address

2015 Operating Budget Speech

Delivering Excellent Services to Citizens

Mayor Dan Curtis

December 8, 2014

Introductory Remarks

Good evening colleagues, and ladies and gentlemen with us tonight in Council chambers. It's my pleasure to table the proposed Operating Budget for 2015, and the provisional budgets for 2016 and 2017.

Council has brought forward a \$30 million Capital Budget. That budget allows the City to move ahead on the Building Consolidation Project after many years of planning. This project is the top infrastructure priority for our community and it is of great importance to our Operating Budget. Once constructed, the energy and lease cost savings will total more than \$500,000 per year, which will be used to reduce financing costs. It will also make our services and operations significantly more efficient.

The Capital Budget makes other important investments in infrastructure that are needed to deliver key municipal services such as water and waste systems, roads, recreation and fire protection. The operating costs associated with the capital expenditures are included in this Operating Budget.

Keeping Costs Low

The total Operating Budget for 2015 is \$69 million. This is a balanced budget that allows us to live within our means. We are doing this by finding efficiencies and keeping operational increases to a minimum. We are also doing more with less. The result of this work is a lean and fiscally responsible budget for the upcoming year.

At the beginning of this year, Council approved a 2014 Operating Budget that led to the lowest tax increase in 10 years. The City is continuing these belt-tightening efforts. We are still committed to keeping costs as low as possible. We know this is important for our taxpayers and ratepayers.

About half of the Operating Budget is funded through taxes. We will hold taxes to a 1.7% increase again in 2015. That continues to be the lowest tax increase we've seen in more than 10 years. The average homeowner will pay \$29 more in taxes next year, which amounts to 55 cents a week. The average business will pay an extra \$561 in taxes, or about \$11 per week.

Taxes help pay for roads, fire protection, recreation facilities, parks and trails, transit, planning, engineering and other operations that keep the city running. Taxes in Whitehorse remain lower than many other comparable municipalities. And our modest tax increase will keep it that way.

We are making the best possible use of tax dollars, and we are working hard to keep taxes low. At the same time, we are working to maintain top quality services for citizens. The proposed tax increase does not keep pace with the City's rising expenses, so we have to make some tough choices to cut costs.

We are also continuing to look for efficiencies that can improve service delivery or save money. The new Services Building and Operations Building will make our services and operations more efficient in future years. Centralizing services into one convenient location downtown will improve access to City services for residents and businesses.

Water and Wastewater Services

The cost of water and sewer services and waste collection is recovered from the ratepayers who receive these services. These services are not funded through taxes.

The water and sewer rate increase will increase by 6.3% in 2015, which is a bit higher than the 4.7% increase that was projected in the last budget. Monthly water and sewer rates will rise from \$69 to \$73. This is the second increase in the past 4 years. It is needed to keep pace with additional costs.

Rising electrical costs are driving this rate increase. Electricity costs have risen by more than \$300,000 this year. We are making some changes that will help manage these cost pressures. We have a new energy tracker enabling departments to review electricity and water consumption on a monthly basis, and take action as needed to address issues and make improvements.

Cost increases also reflect some important changes to water and sewer infrastructure. The City has needed to run the old and new Selkirk pump stations on a temporary basis as we transition to the new infrastructure.

We are also expanding water and sewer services in newly developed areas. Whistle Bend, for example, is growing. The number of units being built in Whistle Bend is about 2.5 times the size of Valleyview. We expect the population of Whistle Bend will one day match that of Porter Creek and Riverdale combined, only in a much smaller footprint.

Solid Waste Services

Solid waste services are also provided on a cost recovery basis. All waste costs money, whether it is recycled, composted or buried in the landfill. We know that landfilling our waste has a high environmental and financial cost for our community. That is why we are focusing on waste reduction, and the City is working towards our ambitious goal to reduce waste by 50% by 2015.

Water and Waste Services plans to sell bagged compost at the Waste Management Facility at a price of \$5 per bag. This is the same selling price as in 2010 and 2011 when bagged compost was originally sold here. Landfill tipping fees will increase from \$87 per tonne to \$94 per tonne next year.

Residential curbside waste and organic collection costs will stay the same next year. There is no increase to the fees for these services.

The City is currently reviewing the costs for a new curbside collection service for recyclables. The cost of this service and other details will be announced in the upcoming months, following our consultation with citizens and analysis for the program design. The City will tender this new service and we are currently working on this with our private sector partners in the recycling and waste industry. We are also working with our government partners on recycling solutions for Whitehorse and Yukon. We are committed to developing a recycling program that will be sustainable over the long term.

Recreation Programs and Services

The City aims to recover 50% of recreation facility costs from those using these services. This is about balancing fairness, affordability and community benefits. Facility rental rates will increase by 1.5% next year. The pool rental rate for youth groups will increase by an additional 10% to better recover costs.

Fees for recreation services will increase by 1.5% next year, including Canada Games Centre passes and memberships. New recreation fees come into effect in September to give groups time to prepare for the new rates. The Canada Games Centre will begin to offer a new summer discount to encourage fieldhouse rentals during the off season.

The City is continuing to promote the Transit and Canada Games Centre Super Pass that offers 12.5% savings on monthly passes and memberships.

Parks rental fees and cemetery fees will also increase by 1.5%. New fees will be added for Shipyards Park event rentals. The fees for memorial benches and trees will be increased to cover the costs of these services.

Services for all Citizens

The City will continue to deliver top quality services to citizens. This includes snow clearing, road maintenance, fire protection and first response, transit, park and trail maintenance, recreation programs and a number of other important services. These municipal services are one of the many, many reasons why Whitehorse is an ideal place for employment, business, education and pure enjoyment of our Wilderness city.

The 2015 Operating Budget allocates additional resources for Business and Technology Systems, the Fire Department, and Water and Waste Services. Funding for a new half-time position will be dedicated to planning and management of the City's radio systems and other telecommunications technologies. Training for firefighters will be enhanced, particularly to safeguard against hazards associated with firefighting and rescues.

Training funds for water and wastewater system operators will also be increased, and there is new funding for annual safety inspections of equipment used by Utility Crews at pumphouses and lift stations.

Council appreciates the efforts of employees across the City. We have an exceptional team of employees on the ground delivering a variety of services day in and day out. City departments and employees are continuing to do more, with less. We know that isn't easy. And they deliver outstanding levels of service to our community. This year we renewed three collective agreements that are good for the City and our employees.

We conducted the Citizen Survey in June and we heard that 74% of feel they receive fair value for their tax dollars. This budget is very much focused on maintaining services for citizens.

We are also transferring \$12.2 million into the City's reserve funds in 2015. We are looking to the future, and we are making choices that are financially responsible for now and the years ahead. Our citizens and the federal government look to us to responsibly manage our infrastructure assets. As such, we have set aside this money in our reserves. We thank our federal partners for their contributions through the Gas Tax and Building Canada Fund that provide predictability and certainty for our government.

The City's Economic Development Coordinator is leading the development of a Community Economic Development Strategy for Whitehorse. City Council and administration will continue to work closely with our partners in the business community on collaborative initiatives that support our local economy and our vibrant downtown.

Most of the City's budget is spent locally and put right back into our community. These dollars are invested in our people, and in local goods and services. The City is an important economic driver for Whitehorse. That will be especially true during the upcoming years, as we invest significant resources in infrastructure priorities such as the Building Consolidation Project.

Conclusion

We are tabling the proposed 2015 to 2017 Operating Budget for public review and input.

The 2015 Operating Budget will receive First Reading tonight. On behalf of Council, I invite citizens to attend Public Input Night on January 12 to share ideas and suggestions for this budget. A report on public input will be presented to Council on January 19. Second and Third Reading is scheduled for January 26.

The Operating Budget is coming forward about a month earlier than last year, in an effort to more closely align it with the Capital Budget. This timing has presented some challenges for the Operating Budget process, and we will need to revisit it next year.

This year we provided some new opportunities for citizens to get involved in the budget process. We have heard some great ideas at the Budget and Building Consolidation Open Houses and in written submissions and responses to the Citizen Budget online survey tool. A number of people took the time to directly contact members of Council. We appreciate hearing your opinions.

I can tell you that we are listening and we have built a number of suggestions that came forward from residents and the business community into this draft budget. We have already heard from many citizens on various funding priorities and issues. We would like to continue these discussions on the budget this month and in January.

We look forward to hearing from you. Thank you.

3) 2015 Operating Budget Highlights

2015 OPERATING BUDGET HIGHLIGHTS

Keeping Costs Low

- Total Operating Budget is \$69 million
- Holds taxes to a 1.7% increase again in 2015, continuing lowest gain in more than 10 years
- The average homeowner will pay \$29 more in taxes, that's about 55 cents a week
- The average business will pay an extra \$561 in taxes, or about \$11 per week
- Taxes help pay for roads, fire protection, recreation facilities, parks and trails, transit, planning, engineering and other operations that keep the city running

Water and Wastewater Services

- Water and sewer rates need to increase by 6.3% in 2015 to keep pace with rising electricity and infrastructure costs, which increases fees from \$69 to \$73 per month
- New energy tracker to better monitor and manage rising electricity costs

Solid Waste Services

- Landfill tipping fees will increase from \$87 to \$94 per tonne
- No increase to curbside waste and organic collection costs
- Reviewing costs for a new curbside collection service for recyclables that will be sustainable over the long term and help achieve our waste reduction goals

Recreation Programs and Services

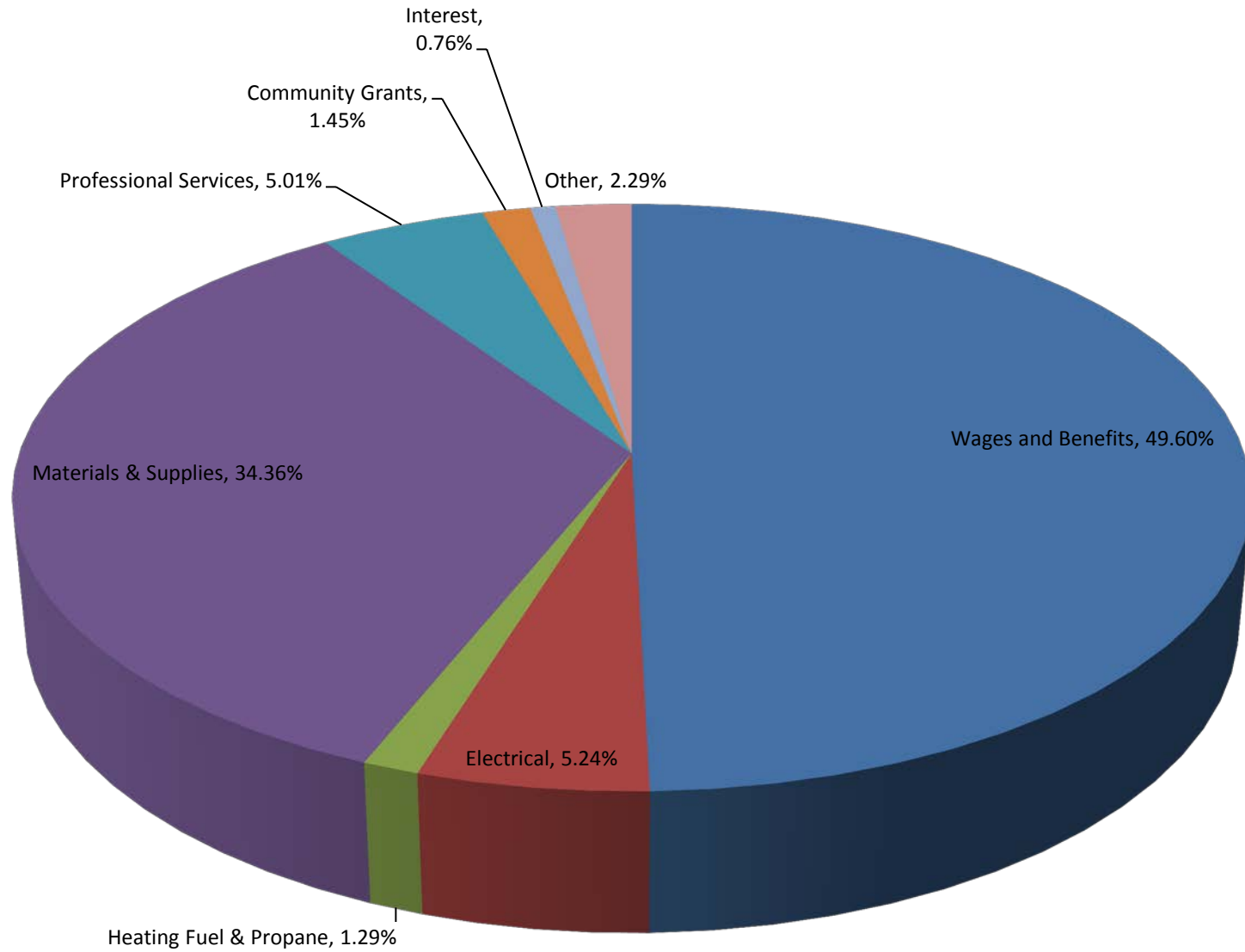
- Facility rental rates will increase by 1.5% next year, and the pool rental rate for youth groups will increase by an additional 10% to better recover costs
- New summer discount rate for fieldhouse rentals during the off season
- Fees for recreation services and Canada Games Centre passes will increase by 1.5%

Services for all Citizens

- Half of the Operating Budget pays the City employees who deliver municipal services
- Increased training resources for firefighters and water and wastewater system operators
- Citizen Survey reported that 74% of citizens feel they get fair value for their taxes
- Transfers \$12.2 million into the City's reserve funds in 2015
- Most of the budget is spent locally and put right back into our community

Citizens are invited to provide input on the proposed Operating Budget. Written submissions can be emailed to budgetinput@whitehorse.ca.

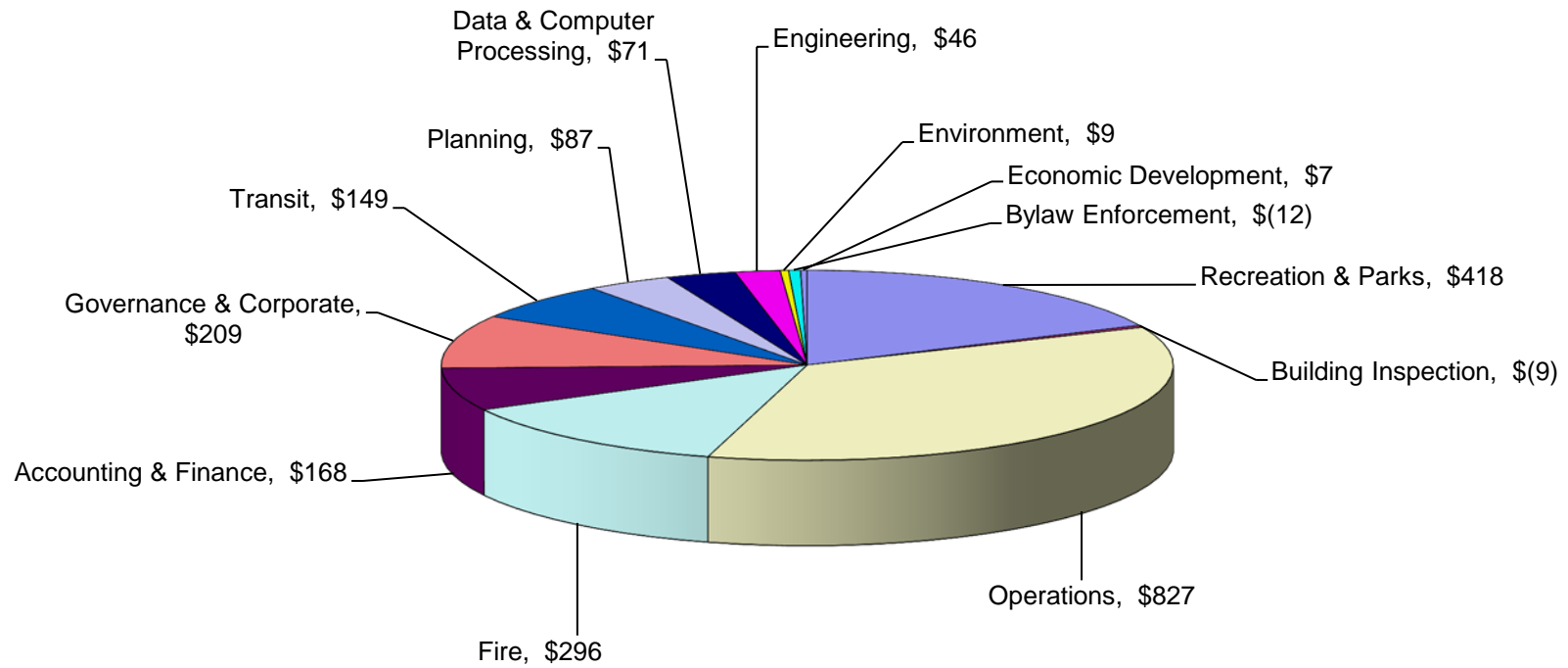
2015 Operating Budget Expenses



- Wages and Benefits
- Electrical
- Heating Fuel & Propane
- Materials & Supplies
- Professional Services
- Community Grants
- Interest
- Other

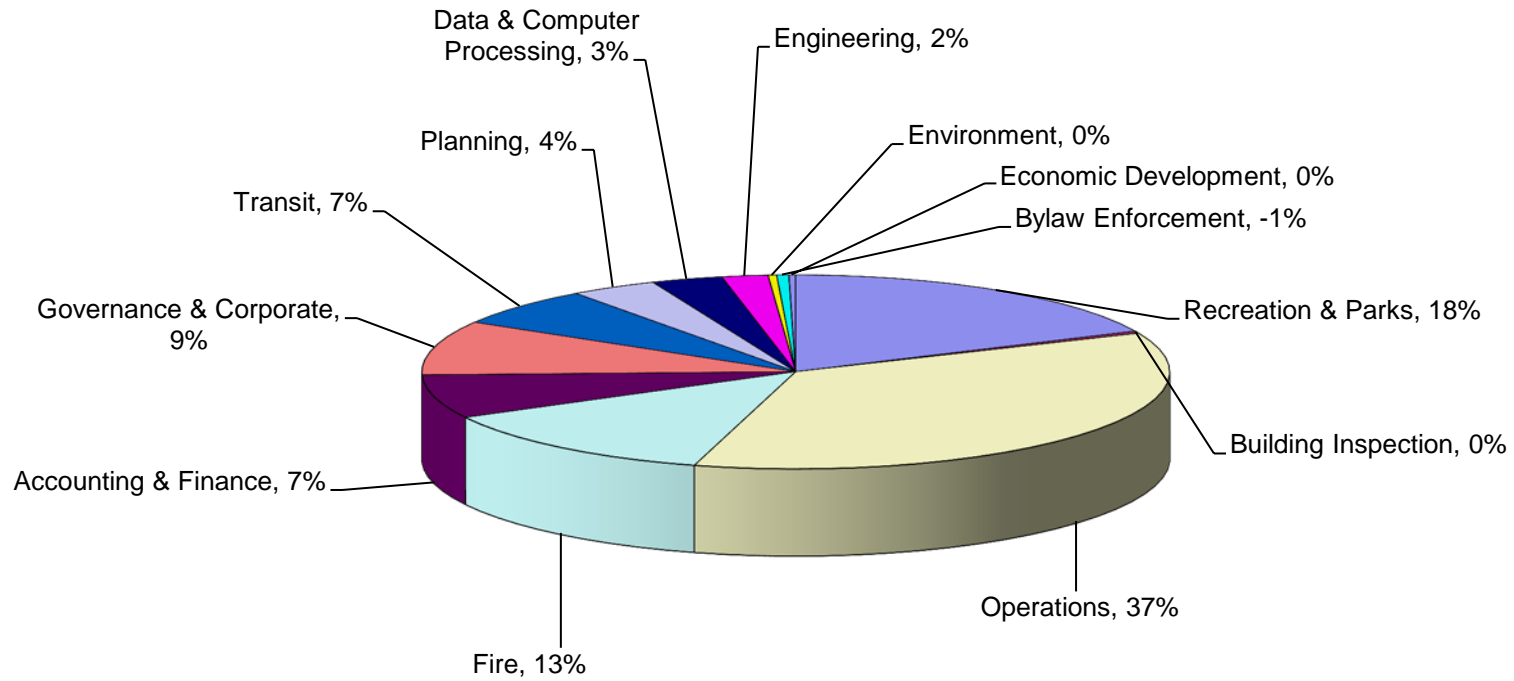
4) Where does your dollar go?

Where Does Your Dollar Go? 2015 Residential Average Tax of \$2,265 (Net Department Operating Costs)



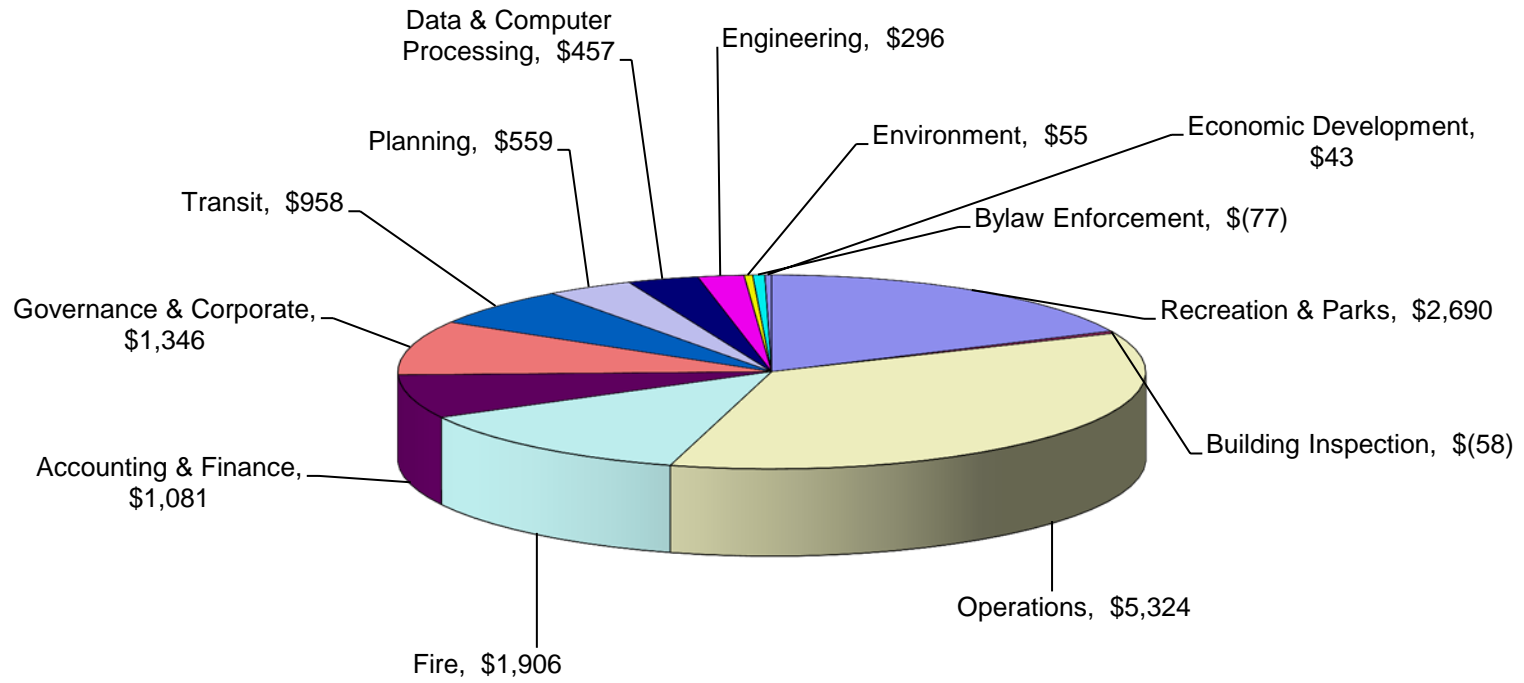
■ Recreation & Parks	■ Building Inspection	■ Operations	■ Fire
■ Accounting & Finance	■ Governance & Corporate	■ Transit	■ Planning
■ Data & Computer Processing	■ Engineering	■ Environment	■ Bylaw Enforcement
■ Economic Development			

Where Does Your Dollar Go? 2015 Residential Average Tax of \$2,265 (Net Department Operating Costs)



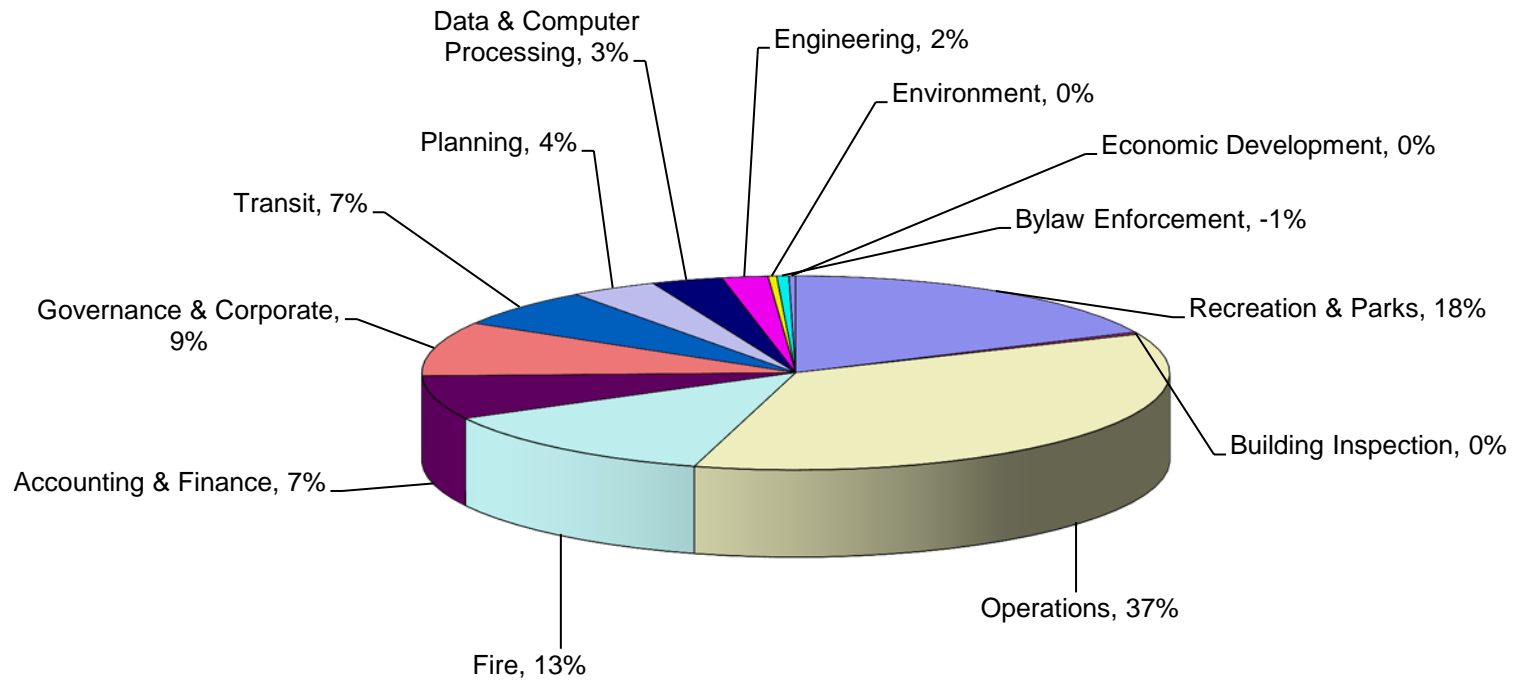
■ Recreation & Parks	■ Building Inspection	■ Operations	■ Fire
■ Accounting & Finance	■ Governance & Corporate	■ Transit	■ Planning
■ Data & Computer Processing	■ Engineering	■ Environment	■ Bylaw Enforcement
■ Economic Development			

Where Does Your Dollar Go?
 2015 Non-residential Average Tax of \$14,580
 (Net Department Operating Costs)



■ Recreation & Parks	■ Building Inspection	■ Operations	■ Fire
■ Accounting & Finance	■ Governance & Corporate	■ Transit	■ Planning
■ Data & Computer Processing	■ Engineering	■ Environment	■ Bylaw Enforcement
■ Economic Development			

Where Does Your Dollar Go?
 2015 Non-residential Average Tax of \$14,580
 (Net Department Operating Costs)



■ Recreation & Parks	■ Building Inspection	■ Operations	■ Fire
■ Accounting & Finance	■ Governance & Corporate	■ Transit	■ Planning
■ Data & Computer Processing	■ Engineering	■ Environment	■ Bylaw Enforcement
■ Economic Development			

5) Bylaws

CITY OF WHITEHORSE

BYLAW 2014-35

A bylaw to adopt the 2015 annual operating and maintenance budget and the 2016 and 2017 provisional budgets

WHEREAS section 238 of the *Municipal Act* (R.S.Y. 2002) provides that council shall by bylaw cause an annual operating budget to be prepared and adopted; and;

WHEREAS section 239 of the *Municipal Act* provides that council may establish by bylaw a procedure to authorize and verify expenditures that vary from the annual operating expenditure program;

NOW THEREFORE the council of the municipality of the City of Whitehorse in open meeting assembled HEREBY ENACTS AS FOLLOWS:

1. The 2015 Annual Operating and Maintenance Budget and the Provisional Budgets for 2016 and 2017, attached hereto as Appendix "A" and forming part of this bylaw, is hereby adopted.
2. No expenditure may be made that is not provided for in the 2015 Annual Operating Budget unless such expenditure is approved as follows:
 - (1) By the Director of Corporate Services to a maximum expenditure of \$20,000.00 only; or
 - (2) By resolution of council to a maximum expenditure of \$500,000.00; or
 - (3) By bylaw for expenditures in excess of \$500,000.00.
3. No expenditures shall be made which increase total expenditures above what is approved in the 2015 Operating and Maintenance Budget unless the expenditure is approved by bylaw.
4. Expenditures authorized in accordance with sections 2(1) and 2(2) hereof that result in an increase in total expenditures above what was approved in the Operating and Maintenance Budget may be subsequently approved through an umbrella bylaw at year end.
5. This bylaw shall come into full force and effect upon the final passing thereof.

FIRST READING:

PUBLIC NOTICE:

PUBLIC INPUT:

SECOND READING:

THIRD READING & ADOPTION:

Mayor

City Clerk

City of Whitehorse
2015 - 2017 Operating Budget
Revenues



Appendix A

	2014	2015	2016	2017
	Revised Budget	Budget	Provisional	Provisional
01 General Government				
City Manager	-16,000			
Engineering Services	-173,500	-180,000	-180,000	-180,000
Financial Services	-45,643,234	-45,971,908	-45,550,682	-46,037,152
Human Resources	-16,350	-8,800	-8,800	-8,800
Business & Information Technology Services	-7,098	-1,000	-1,000	-1,000
Legislative & Administrative Services	-13,000	-70,500	-500	-500
Strategic Communications	-42,804	-10,000	-10,000	-10,000
Total Revenues	-45,911,986	-46,242,208	-45,750,982	-46,237,452
02 Protective Services				
Building Inspection	-731,400	-736,400	-741,400	-741,400
Bylaw Services	-1,844,150	-1,841,650	-1,881,650	-1,904,690
Financial Services	-25,000	-25,000	-25,000	-25,000
Fire & Emergency Services	-73,800	-47,500	-47,100	-46,692
Human Resources	-1,824			
Total Revenues	-2,676,174	-2,650,550	-2,695,150	-2,717,782
03 Transportation Services				
Financial Services	-2,934,548	-3,066,894	-3,184,144	-3,184,164
Operations	-422,873	-401,119	-357,963	-339,706
Transit Services	-1,342,109	-1,295,628	-1,295,628	-1,295,628
Total Revenues	-4,699,530	-4,763,641	-4,837,735	-4,819,498
04 Environmental Services				
Environmental Sustainability	-518,217	-339,000	-339,000	-339,000
Financial Services	-62,000	-62,000	-62,000	-62,000
Operations	-26,301	-50,657	-50,657	-50,657
Water & Waste Services	-10,682,537	-11,253,872	-11,283,138	-11,565,581
Total Revenues	-11,289,055	-11,705,529	-11,734,795	-12,017,238
05 Public Health Services				
Parks & Community Development	-95,703	-56,000	-56,000	-56,000
Total Revenues	-95,703	-56,000	-56,000	-56,000
06 Community Development Services				
Planning Services	-862,502	-595,300	-597,800	-588,300
Economic Development		-70,000	-77,000	-84,700
Total Revenues	-862,502	-665,300	-674,800	-673,000
07 Recreation & Cultural Services				
Parks & Community Development	-418,133	-180,876	-180,887	-180,887
Recreation & Facility Services	-3,292,486	-3,384,247	-3,461,550	-3,464,750
Total Revenues	-3,710,619	-3,565,123	-3,642,437	-3,645,637
Total	-69,245,569	-69,648,351	-69,391,899	-70,166,607

City of Whitehorse
2015 - 2017 Operating Budget
Expenses



Appendix A

	2014	2015	2016	2017
	Revised Budget	Budget	Provisional	Provisional
01 General Government				
City Manager	402,567	379,995	380,599	388,986
Community & Recreation Services	198,772	202,595	206,356	211,153
Corporate Services	333,850	317,759	358,713	331,305
Development Services	194,311	198,096	201,857	206,654
Infrastructure & Operations	303,893	315,571	321,428	328,875
Engineering Services	942,911	986,528	1,004,525	1,027,663
Financial Services	13,580,162	12,518,622	11,387,795	10,952,235
Human Resources	1,119,616	1,062,455	1,074,567	1,089,969
Business & Information Technology Services	1,188,106	1,248,410	1,266,845	1,291,879
Legislative & Administrative Services	795,532	790,315	792,306	800,144
Operations	1,103,347	1,130,304	1,140,262	1,154,570
Strategic Communications	265,528	316,747	321,268	327,168
Total Expenses	20,428,595	19,467,397	18,456,521	18,110,601
02 Protective Services				
Building Inspection	580,686	579,433	589,147	601,989
Bylaw Services	1,637,135	1,631,107	1,660,779	1,705,010
Fire & Emergency Services	4,879,668	5,248,676	5,546,514	5,727,324
Human Resources	171,755	178,070	160,264	183,060
Operations	959,781	982,209	983,703	985,849
Total Expenses	8,229,025	8,619,495	8,940,407	9,203,232
03 Transportation Services				
Operations	10,977,575	11,478,414	11,687,840	11,837,576
Transit Services	3,919,718	3,911,149	3,971,419	4,052,995
Total Expenses	14,897,293	15,389,563	15,659,259	15,890,571
04 Environmental Services				
Environmental Sustainability	499,013	488,639	493,681	500,193
Operations	164,043	216,241	216,988	218,062
Parks & Community Development	47,225	48,153	48,574	49,133
Water & Waste Services	10,472,357	11,021,194	11,051,091	11,334,779
Total Expenses	11,182,638	11,774,227	11,810,334	12,102,167
05 Public Health Services				
Operations	2,000	2,000	2,000	2,000
Parks & Community Development	246,392	226,799	230,093	234,455
Total Expenses	248,392	228,799	232,093	236,455
06 Community Development Services				
Planning Services	2,336,937	2,120,737	2,121,806	2,237,409
Economic Development		188,700	192,024	196,021
Total Expenses	2,336,937	2,309,437	2,313,830	2,433,430
07 Recreation & Cultural Services				
Operations	1,158,083	1,171,237	1,114,247	1,131,417
Parks & Community Development	2,871,197	2,657,374	2,729,640	2,793,745
Recreation & Facility Services	7,893,409	8,030,822	8,135,568	8,264,989
Total Expenses	11,922,689	11,859,433	11,979,455	12,190,151
Total	69,245,569	69,648,351	69,391,899	70,166,607

CITY OF WHITEHORSE
BYLAW 2014-36

A bylaw to authorize fees and charges levied by the City of Whitehorse

WHEREAS section 247(1) of the *Municipal Act* provides that council may by bylaw:

- impose and collect business licences and fees, inspection, parking, recreation and other fees, utility charges, fines and penalties as considered necessary by council; and
- take into revenue fines, interest on deposits and investments, any charges for the operation of any services or utilities under the control of council, and such other funds as the municipality may acquire;

AND WHEREAS section 247(2) of the Act provides that charges referred to in subsection (1) may be recovered from an owner or occupant of real property or through proceedings against the property in the same manner as if the charges were taxes payable under this Act;

AND WHEREAS it is desirable to have all fees and charges levied by the City of Whitehorse consolidated into one bylaw;

NOW THEREFORE the council of the municipality of the City of Whitehorse, in open meeting assembled, hereby ENACTS AS FOLLOWS:

1. This bylaw may be cited as the "**Fees and Charges Bylaw**".
2. The schedule of fees to be charged with respect to goods and services supplied by the City of Whitehorse is hereby established as set out in Appendix "A" attached hereto and forming part of this bylaw.
3. The recovery of unpaid charges through the property tax account is hereby authorised for all charges that can be specifically attached to the owner or occupant of a particular property.
4. Bylaw 98-12, including all amendments thereto, is hereby repealed.
5. This bylaw shall come into full force and effect upon the final passing thereof.

FIRST READING:

SECOND READING:

THIRD READING and ADOPTION:

Mayor

City Clerk

BYLAW 2014-36

Explanatory Notes:

The attached bylaw replaces Fees and Charges Bylaw 98-12.

This bylaw carries forward the fees and charges schedules from Bylaw 98-12 with the addition of changes required to reflect the 2015 Annual Operating and Maintenance Budget. The changes are highlighted and include fee increases, new fees to reflect new or reinstated services, the deletion of discontinued or redundant fees, and some minor wording amendments to provide clarity as detailed herein:

- Increase fees for organics collection service to Commercial and Institutional (ICI) customers as per the 2014 ICI Pilot Project to align compost collection fees with the organic waste collection costs.
- Reinstated a fee to sell bagged compost that was removed when bagged compost was sold at the Waste Management Facility gatehouse.
- Increase Parks Rental Fees and Cemetery Fees by the standard 1.5% annual increase to Parks & Trail fees.
- Add a fee to align the costs of selling memorial benches and trees offered by the City's Park Memorial Program policy that covers the cost of these amenities.
- Remove Whitehorse Trail Guide fee as the publication is outdated.
- Increase Damage Deposit fee for Parks Equipment rental and expand scope for the description.
- Reinstated a fee for summer advertising ad rates to offset the costs associated with the design and print of Summer Fun Flyer.
- Revise the description of advertising and field house rental usage fees to ensure these fees stay relevant.
- Add new fees for bulk purchase of City pins at CGC.
- Increase pool rental fees by 11.5% to gradually align the fees with the cost recovery policy targets effective September 1, 2015.
- Increase party package fees at CGC to meet the cost recovery policy.
- Add a new fee for rental of CGC pipe and drape equipment.
- Revise the description for Wellness services due to the expansion of the program.
- Increase Recreation and Facility Services fees and charges by 1.5% effective September 1, 2015. This is the standard annual increase, affecting building rentals, memberships and admissions.
- Increase Development Permit Fees for Conditional Use Applications to accurately reflect administrative and advertising costs associated with the development permits.
- Revise unit description of the metered rate to reflect the correct application of the flat rate sewer and water fees billing cycle

- Increase Water and Waste Flat Rate and Metered Rate by 6.33%, as a result of an increase operating costs.
- Increase controlled, residual and compostable waste tipping fees effective February 1, 2015.
- Add a new fee for Transit monthly Super Pass that combines the savings of CGC membership with transit passes.

Fees & Charges Manual

Bylaw 2014-36 - Appendix "A"

Bylaw 2014-36

FEE DESCRIPTION			Bylaw 2012-03		Final Fee if GST Applicable + 5% GST	UNITS
			Approved Fee	Date Fee Effective		
Building File Information			60.00	23-Feb-09	63.00	each
Building Permit	Base Rate of \$75.00 plus .66% of construction value over \$1,000		75.00	01-May-12		minimum
Building Permit	Designated municipal historic resource		0.00	27-Jan-03		each
Building/Plumbing Permit Refund	written request from applicant within 6 months of original date of issue and no permit related work on site has begun + deduction of \$75. or 20% of fee whichever is MORE		75.00	01-May-12		fee
Building Placement (excluding modular homes)	.66% of construction value on new site (including any renovation) or minimum \$75.00		75.00	01-May-12		minimum
Mobile Home Placement	.66% of construction value on new site (including any renovation) or minimum \$75.00		75.00	01-May-12		minimum
Construction-No Permit	construction (including excavation) commenced without prior authorization:Double (2x) the normal fee		varies	14-Mar-05		each
Demolition Permit	fee (\$75) plus deposit of \$5.00 per sq. metre of Building area – Minimum Deposit \$200		75.00	01-May-12		each
Special Inspection	Special Inspection not under a permit		75.00	01-May-12		each
Heating Appliance Permit	for wood stoves and appliances not installed under general building permit		75.00	01-May-12		each
Mechanical Permit	(Sprinkler) \$75.00 minimum or .66%of contract price		75.00	01-May-12		minimum
Permit Transfer			75.00	01-May-12		each
Plumbing Permit	minimum \$75.00 plus \$5.50 per fixture		75.00	01-May-12		minimum
Temporary Building	fee plus \$500.00 deposit		75.00	01-May-12		each
Controlled Substance Properties	Service Fees as defined in the Controlled Substance Properties Bylaw	all actual direct and indirect costs	Cost +	24-Sep-07		all costs
Controlled Substance Properties	Inspection Fee	per inspection (for each inspector)	500.00	24-Sep-07		each
Controlled Substance Properties	Special safety Inspection as defined in the Controlled Substance Properties Bylaw	per inspection (for each inspector)	500.00	24-Sep-07		each
Controlled Substance Properties	Subsequent inspection re failure to undertake actions ordered	per inspection (for each inspector)	1,000.00	24-Sep-07		each

FEE DESCRIPTION				Bylaw 2013-54		Final Fee if	
				Approved Fee	Date Fee Effective	GST Applicable + 5% GST	UNITS
ATV Bylaw	Impound Fee	Impounded		150.00	01-Oct-12		each
ATV Bylaw	special permit	Special events permit	request to use ATV in prohibited area	50.00	01-Oct-12		each
ATV Bylaw	Site inspection charge	Site Inspection for special events permit	request to use ATV in prohibited area	110.00	01-Oct-12		each
animal,other	pound fee	impounded	actual cost of seizure & impoundment	cost +	23-Feb-09		each
animal,other	pound fee	feed & care daily	in addition to actual costs of seizure	25.00	02-Jan-02	26.25	each
cat	pound fee	cat feed & care daily	daily except weekends & stat. holidays prior to release	5.50	23-Feb-09	5.80	each
cat or dog	licence (Lifetime) tag	neutered cat or dog	lifetime fee	27.50	23-Feb-09		each
cat or dog	licence administrative fee	to change from un-neutered to neutered classification		11.00	23-Feb-09		each
cat or dog	licence tag	un-neutered cat or dog	annual fee	50.00	01-Jan-11		each
cat or dog	licence tag	replacement tag		2.75	23-Feb-09		each
cat or dog	application for special permit for 3 dogs/cats			100.00	10-Jan-05		each
dog	pound fee	dog feed & care daily	daily except weekends & stat. holidays prior to release	15.00	02-Jan-02	15.75	each
dog	Dangerous Dog Fees	Licensing Fee	iding within the city limits	250.00	23-Feb-09		Yearly
cat or dog	pound fee	no tag	1st impoundment in 12 months	60.00	02-Jan-02		each
cat or dog	pound fee	no tag	2nd impoundment	150.00	02-Jan-02		each
cat or dog	pound fee	no tag	3rd + impoundment	250.00	22-Jun-98		each
cat or dog	pound fee	with current tag	1st impoundment in 12 months	40.00	02-Jan-02		each
cat or dog	pound fee	with current tag	2nd impoundment in 12 months	135.00	02-Jan-02		each
cat or dog	pound fee	with current tag	3rd + impoundment in 12 months	200.00	22-Jun-98		each
cat or dog	sale of cat or dog	impounded	pound fee + feed & care costs	varies	22-Jun-98		each
dog team	special permit	dog team within City limits	annual fee	120.00	29-Jan-07		each
cat or dog	animal trap rental	rental of animal trap for 10 days		25.00	01-Jan-12	26.25	each
Business Licence	each business for twelve (12) consecutive months from date of purchase, plus surcharge if applicable			160.00	01-Jan-14		each
Business Licence	Door to Door Salesperson, Non Resident Business		Surcharge	846.00	01-Jul-13		each +
Business Licence	Door to Door Salesperson, Resident Business		Surcharge	186.00	01-Jul-13		each +
Business Licence	Licensed premises (liquor) above 70 square meters		Surcharge	2.11	23-Feb-09		per sq mtr+
Business Licence	Accommodation surcharge (rental housing; hotel/motel) above 5 units or rooms		Surcharge	7.92	01-Jul-13		per room +
Business Licence	Mobile Home Park over 5 spaces		Surcharge	7.92	23-Feb-09		per space+
Business Licence	Minor Business Category	Characterized by minimal operations and revenue (e.g. Special Event Artists, Party Plan Activity)		100.00	01-Jul-13		each +
Business Licence	Retail sales/Wholesale outlets over 220 square meters			0.66	23-Feb-09		per sq mtr +
Business Licence	Retail sales/Wholesale outlets over 220 square meters		Surcharge	100.00	01-Jul-13		each +
Business Licence	Seasonal Business License	maximum of 6 consecutive months per year, plus surcharge if applicable		100.00	01-Jul-13		each +
Business Licence	Transfer Fee	to transfer the place of business to a new owner		26.40	23-Feb-09		each
Business Licence	Transfer Fee	to change the name of the business		26.40	23-Feb-09		each
Business Licence	Re-application Fee	10% late penalty if renewed after business license expiration date from day 1 -30. \$50 penalty from day 31 - 365		10%	01-Jan-14		each

FEE DESCRIPTION				Bylaw 2013-54		Final Fee if	
				Approved Fee	Date Fee Effective	GST Applicable + 5% GST	UNITS
Business License	Re-application Fee	\$50 reapplication fee after the 30 day period of non-renewal	50.00	01-Jan-14		each	
Bagged Meters	Construction	A maximum of 2 meter heads - after 30 consecutive days at regular rates	15.00	08-Oct-13	15.75	Meter/day	
Bagged Meters	Funeral		-	08-Oct-13	0.00	First 5 meters	
Bagged Meters	\$25.00 per metered parking space per day		25.00	29-Jan-07	26.25	meter/day	
Parking Meter	Parking Meter Fee		0.25	08-Oct-13	0.25	15 Mins	
Noise Variance Letters	Administration Fees	To extend hours	50.00	23-Feb-09		each	
Parking Permit	Commercial Accessible Parking Perm	Commerical	35.00	01-Jan-14		each	
Parking Permit	Temporary Accessible Parking Perm	Temporary	25.00	01-Jan-14		each	
Parking Permit	Replacement Accessible Parking Per	Replacement	25.00	01-Jan-14		each	
Parking Permit	Permanent Accessible Parking Permit		25.00	01-Jan-12		each	
Parking Permit	Fee for Service Vehicles	issued on or before June 30 in any year	350.00	01-Jan-12		each	
Parking Permit	Fee for Service Vehicles	issued after June 30 in any year	175.00	01-Jan-12		each	
Parkade Hourly	Main Steele Parkade	Up to 8 hours maximum	-	01-Jan-11	0.00	hour	
Parkade Rental	Main Steele Parkade	Monday to Friday	114.27	23-Feb-09	120.00	month	
Parkade Rental	Main Steele Parkade	Monday to Friday	154.48	23-Feb-09	162.20	month	
	Main Steele Parkade	Monday to Friday	173.33	01-Jan-11	182.00	month	
Parkade Hourly	Second Steele Parkade	Up to 8 hours maximum	-	01-Jan-11	0.00	each	
Parkade Rental	Second Steele Parkade	Monday to Saturday	127.92	23-Feb-09	134.30	month	
Parkade Rental	Second Steele Parkade	Monday to Saturday	187.98	23-Feb-09	197.40	month	
Parkade Rental	Second Steele Parkade	Monday to Friday	173.33	01-Jan-11	182.00	month	
Parkade Rental	Second Black Parkade	Monday to Friday	50.00	24-Aug-10	52.50	month	
Residential Parking Permit	First Permit - 1 Per Year	Residential Parking Permit Program for persons residing adjacent to 2 hour zones outside of the Central Business District	50.00	01-Jan-14	52.50	each	
Residential Parking Permit	Second Permit - 1 Per Year	Residential Parking Permit Program for persons residing adjacent to 2 hour zones outside of the Central Business District	350.00	01-Jan-14	367.50	each	
Residential Parking Permit	Visitor -2 Maximum per Year	Residential Parking Permit Program for persons residing adjacent to 2 hour zones outside of the Central Business District	25.00	01-Jan-14	26.25	each	
Residential Parking Permit	Replacement - as needed	Residential Parking Permit Program for persons residing adjacent to 2 hour zones outside of the Central Business District	50.00	01-Jan-14	52.50	each	
Road Closure Applications	Full Day	Up to a maximum of 2 blocks	250.00	23-Feb-09	262.50	each	
Road Closure Applications	1/2 Day	Up to a maximum of 2 blocks	125.00	23-Feb-09	131.25	each	
Road Closure Applications	Full Day	For each additional block	125.00	23-Feb-09	131.25	each	
Street Occupancy Permit	Less than 1 week		35.00	01-Jan-14		each	
Street Occupancy Permit	Up to 1 Month		50.00	01-Jan-14		each	
Street Occupancy Permit	More than 1 Month		100.00	01-Jan-14		each	
Road Closure Applications	1/2 Day	For each additional block	75.00	23-Feb-09	78.75	each	
Road Closure Applications	Administration Costs	To process the Application	50.00	23-Feb-09		each	
Parade/Road Closure	Traffic Control	For each intersection	25.00	01-Jan-11	26.25	each	
Safe Snowmobile Card	Fee paid by ther person receiving the card after passing a snowmobile safety course exam online		34.95	01-Oct-12	36.70	each	
Snowmobile Bylaw	Impound Fee	Impounded	150.00	01-Oct-12		each	
Snowmobile Bylaw	Special Permit	Special events permit	50.00	01-Oct-12		each	
Snowmobile Bylaw	Site Inspection Charge	Special events site inspection	110.00	01-Oct-12		each	
Vehicle for hire	driver permit and vehicle licence	new, renewal	75.00	01-Jan-12		each	
Vehicle for hire	driver permit and vehicle licence	replacement	25.00	01-Jan-12		each	
Vehicle for hire	inspection outside of scheduled dates		100.00	01-Jan-12		each	

FEE DESCRIPTION				Bylaw 2014-36		Final Fee if GST Applicable + 5% GST	UNITS
				Approved Base Fee	Date Fee Effective		
Cemetery	Disinterment	urn	only for forensic purposes	342.16	01-Jan-15	359.30	each
Cemetery	Disinterment	casket	only for forensic purposes	816.16	01-Jan-15	857.00	each
Cemetery	Interment	urn -after normal business hours	includes internment permit fee	477.72	01-Jan-15	501.60	each
Cemetery	Interment	casket-after normal business hours	includes vault, shoring & internment permit fee	1,908.94	01-Jan-15	2,004.40	each
Cemetery	Interment-winter	casket	includes vault, shoring & internment permit fee	1,609.57	01-Jan-15	1,690.00	additional each
Cemetery	Interment	urn -during normal business hours	includes internment permit fee	318.49	01-Jan-15	334.40	each
Cemetery	Interment	casket-during normal business hours	includes vault, shoring & internment permit fees	1,488.55	01-Jan-15	1,563.00	each
Cemetery	Plot Purchase & Reservation Certificate	urn or casket -includes perpetual care & headstone placement for standard sized headstone		636.97	01-Jan-15	668.80	each
Cemetery	Monument/Headstone/Memorial tablet Installation charge		standard -included in plot purchase	-	01-Jan-15	-	each
Cemetery	Monument/Headstone/Memorial tablet Installation charge		upright to 24 inches	210.56	01-Jan-15	221.10	each
Cemetery	Monument/Headstone/Memorial tablet Installation charge		upright to 48 inches	331.63	01-Jan-15	348.20	each

FEE DESCRIPTION				Bylaw 2011-06		Final Fee 5% GST Inc	UNITS
				Approved Base Fee	Date Fee Effective		
Operations	Equipment Charge	Tandem Dump & Tractor	Charge out rate for Tandem Dump Truck & Tractor	76.00	01-Jan-11	79.80	per hour
Public Works	Equipment Charge	Eductors - Vactors	Charge out rate for Eductor - Vactors	90.00	01-Jan-11	94.50	per hour
Public Works	Equipment Charge	Road Grader	Charge out rate for Road Grader	94.00	01-Jan-11	98.70	per hour
Public Works	Equipment Charge	Pickups	Charge out rate for Pickups	19.00	01-Jan-11	19.95	per hour
Public Works	Equipment Charge	One Tons	Charge out rate for One Tons	30.00	01-Jan-11	31.50	per hour
Public Works	Equipment Charge	Loaders	Charge out rate for Loaders	90.00	01-Jan-11	94.50	per hour
Public Works	Equipment Charge	Single Axle 5 Ton	Charge out rate for Single Axle 5 Ton	74.00	01-Jan-11	77.70	per hour
Public Works	Equipment Charge	Track Hoe	Charge out rate for Track Hoe	125.00	01-Jan-11	131.25	per hour
Public Works	Equipment Charge	Wheel Case Hoe	Charge out rate for Wheel Case Hoe	65.00	01-Jan-11	68.25	per hour
Public Works	Equipment Charge	Street Sweepers	Charge out rate for Street Sweepers	83.00	01-Jan-11	87.15	per hour
Public Works	Equipment Charge	Skid Steer	Charge out rate for Skid Steer	50.00	01-Jan-11	52.50	per hour
Public Works	Equipment Charge	Steamer Truck	Charge out rate for Steamer Truck	192.00	01-Jan-11	201.60	per hour
Public Works	Equipment Charge	Bucket Truck	Charge out rate for Bucket Truck	150.00	01-Jan-11	157.50	per hour
Public Works	Equipment Charge	Vibrator Roller	Charge out rate for Vibrator Roller	50.00	01-Jan-11	52.50	per hour
Public Works	Equipment Charge	Paver	Charge out rate for Paver	100.00	01-Jan-11	105.00	per hour
Public Works	Equipment Charge	Pothole Patcher	Pothole Patcher with 2 Operators	600.00	01-Jan-11	630.00	per hour
Public Works	Equipment Charge	Compressor	Charge out rate for Compressor	50.00	01-Jan-11	52.50	per hour
Public Works	Equipment Charge	Tapping Tool	Charge out rate for Tapping Tool	80.00	01-Jan-11	84.00	per hour
Public Works	Equipment Charge	Camera	Charge out rate for Camera	40.00	01-Jan-11	42.00	per hour
Public Works	Equipment Charge	Brush Chipper	Charge out rate for Brush Chipper	50.00	01-Jan-11	52.50	per hour
Public Works	Labour	Public Works Personnel	Charge out rate for Public Works Personel	61.00	01-Mar-11	64.05	per hour

FEE DESCRIPTION				Bylaw 2014-36			
				Approved	Date Fee	Final Fee	
				Base Fee	Effective	5% GST Inc	UNITS
Rec Facilities	Administration	Withdrawal/Change	All Programs	25.00	01-Jul-13		Each
Rec Facilities	***non-profit groups charging admission pay the regular rate - this will apply to all non-profit rates				23-Feb-09		
Rec Facilities	***for profit groups minimum full cost recovery plus negotiated terms by the Department Manager or designate				01-Mar-11		
Rec Facilities	Dry Floor (Arenas/Fieldhouses)	Bookings greater than 12 hrs/day without prior notification-staff OT Actual will be charged		Actual Cost	01-Jan-10	Actual Cost Plus GST	hour
Rec Facilities	Dry Floor (Arenas/Fieldhouses/Flexihall)	Regular Rate	12 hour day plus cost for staff	1846.42	01-Sep-15	1938.75	ea 12hr day+
Rec Facilities	Dry Floor (Arenas/Fieldhouses/Flexihall)	Regular Rate	One half (1/2) day plus cost for staff	923.36	01-Sep-15	969.55	ea half day+
Rec Facilities	Dry Floor (Arenas/Fieldhouses/Flexihall)	City Clean Up-Non Profit Organization	12 hour day plus cost for staff	1477.78	01-Sep-15	1551.65	ea 12hr day+
Rec Facilities	Dry Floor (Arenas/Fieldhouses/Flexihall)	City Clean Up-Non Profit Organization	One half (1/2) day plus cost for staff	738.79	01-Sep-15	775.75	ea half day+
Rec Facilities	Rental, Leisure Ice	Dry-Floor Leisure Ice	1/3 of Dry floor arena rates		01-Jan-11	0.00	1/2 day
Amended by Bylaw 20	Dry Floor (Arenas)	Youth Clubs/Programs		70.80	01-Sep-15	74.35	hour
Rec Facilities	Dry Floor (Arenas)	Adult Clubs/Programs		106.15	01-Sep-15	111.45	hour
Rec Facilities	Rental - 1/3 of Fieldhouse/Flexihall	1/3 Field	1/3 of Fieldhouse Rate	0.00	01-Jan-11	0.00	
Rec Facilities	Rental - 1/2 of Fiedhouse/Flexihall	1/2 Field	1/2 of Fieldhouse Rate	0.00	01-Jan-11	0.00	
Rec Facilities	Rental, Fieldhouses	Non-prime Youth and Summer Discount	6am-3pm Mon-Fri	53.10	01-Sep-15	55.75	hour
Rec Facilities	Rental, Fieldhouses	Non-prime Adult and Summer Discount	6am-3pm Mon-Fri	79.61	01-Sep-15	83.60	hour
Rec Facilities	Rental, Takhini Mezzanine	summer season(no ice)-min 2 hr	Renter Clean Up	58.20	01-Sep-15	61.10	hour
Rec Facilities	Rental, Mezzanine (Takhini Arena)	winter season (ice in)	Renter Clean Up	38.80	01-Sep-15	40.75	hour
Rec Facilities	Rental, Outdoor Training Field (Takhini Arena)	April 1 - Sept 30 (based on field condition)		Actual Cost	23-Feb-09	Actual Cost Plus GST	each
Rec Facilities	Rental, Snowball	Maximum 1.5 hours -rental ea per 15 min		48.86	01-Sep-15	51.30	ea 15 min
Rec Facilities	Rental, Parking Lot	per 12 hour day	valid April 1-Sept 30 (outside regular season)	477.43	01-Sep-15	501.30	per day
Rec Facilities	Rental, Parking Lot	per 6 hour half day	valid April 1-Sept 30 (outside regular season)	238.71	01-Sep-15	250.65	per 1/2 day
Rec Facilities	Rental, Ice Regular season non-prime time	Adult Non Profit Discount	weekdays 6 am-3pm	117.33	01-Sep-15	123.20	hour
Rec Facilities	Rental, Ice Regular season Non PrimeTime	S/Y/D Non Profit Discount	Weekdays 6am - 3pm	74.46	01-Sep-15	78.20	hour
Rec Facilities	Rental, Ice Regular Season PrimeTime	Adult Non Profit Discount	outside weekdays 6am-3pm (regular season)	156.53	01-Sep-15	164.35	hour
Rec Facilities	Rental, Ice Regular Season PrimeTime	S/Y/D Non Profit Discount	outside weekdays 6am-3pm (regular season)	99.25	01-Sep-15	104.20	hour
Rec Facilities	Rental, Ice Regular Season	Regular & Summer	January 1-December 31	200.41	01-Sep-15	210.45	hour
Rec Facilities	Rental, Ice Summer	Not For Profit Groups	May - August (outside regular season)	154.05	01-Sep-15	161.75	each
Rec Facilities	Storage/Exclusive Use Space	Storage Locker	Less Than 100 Cu Ft	116.46	01-Sep-15	122.30	year

FEE DESCRIPTION				Bylaw 2014-36			
				Approved	Date Fee	Final Fee	
				Base Fee	Effective	5% GST Inc	UNITS
Rec Facilities	Storage/Exclusive Use Space	Small areas - 100-299 cu ft		464.94	01-Sep-15	488.20	year
Rec Facilities	Storage/Exclusive Use Space	Medium areas - 300-699 cu ft		697.08	01-Sep-15	731.95	year
Rec Facilities	Storage/Exclusive Use Space	Large areas - 700-1000 cu ft		928.21	01-Sep-15	974.60	year
Rec Facilities	Storage/Exclusive Use Space	Other areas	Over 1000 Cu Ft. or has specialized services	1161.52	01-Sep-15	1219.60	year
Rec Facilities	Office Space	office space rental		210.17	01-Sep-15	220.65	Monthly
Rec Facilities	Rental	Kiosk Space	Non-Profit	27.61	01-Sep-15	29.00	Day
Rec Facilities	Booking Amendment Fee	Request for changes to their rentals after being		5.08	01-Sep-15	No GST	Day
Rec Facilities	Rental	Static Display Space	with written approval by Manager	10.85	01-Sep-15	11.40	Day
Rec Facilities	Rental	Additional Staff	Extra rec staff required for rental or event support	hourly rate + staff	01-Sep-15	hourly rate + staff	hour
Rec Facilities	Rental, Concourse	with written approval by Manager		54.14	01-Sep-15	56.85	hour
Rec Facilities	Rental, Grey Mountain Room	Mt McIntyre Rec Centre-Grey Mountain Room		38.80	01-Sep-15	40.75	hour
Rec Facilities	Rental, Kitchen	Mt McIntyre Rec Centre - Kitchen		36.78	01-Sep-15	38.60	Day
Rec Facilities	Rental, Wellness Studio, Family Literacy Centre	Can. Games Centre	with written approval	38.80	01-Sep-15	40.75	hour
Rec Facilities	Rental, Meeting Rooms	Can. Games Centre		19.40	01-Sep-15	20.35	hour
Rec Facilities	Rental, Child-Play Area	Canada Games Centre	Sat/Sun 10 - 11 am only	53.02	01-Sep-15	55.65	hour
Rec Facilities	Rental, Pool	Regular Rate	2 Lifeguards for up to 50 people	304.18	01-Sep-15	319.40	hour
Rec Facilities	Rental, Pool	Pool-Adult Non-Profit Discount	2 Lifeguards for up to 50 people	228.14	01-Sep-15	239.55	hour
Rec Facilities	Rental, Pool	Pool - Youth/Senior/Disabled Non-Profit Discount	2 Lifeguards for up to 50 people	84.30	01-Sep-15	88.50	hour
Rec Facilities	Rental, Pool Lane	Pool Lane	1/8 of Pool Rental Rates	0.00	01-Jan-11	0.00	hour
Rec Facilities	Daily Single Admission	Adult		7.21	01-Sep-15	7.55	each
Rec Facilities	Daily Single Admission	Youth/Senior/Student	13 to 18 years: 60 yrs or older, or Valid Student ID is required	5.89	01-Sep-15	6.20	each
Rec Facilities	Daily Single Admission	Child/Disabled		3.75	01-Sep-15	3.95	each
Rec Facilities	Daily Single Admission	Family	Family living in one household	16.86	01-Sep-15	17.70	each
Rec Facilities	Daily Single Admission	Small Child		No Charge	15-Oct-05	No Charge	each
Rec Facilities	Swimming Lessons	See Leisure Guide		See Leisure Guide			each
Rec Facilities	Fitness Classes	See Leisure Guide		See Leisure Guide			each
Rec Facilities	Annual Pass	Adult	19 - 59 years	495.71	01-Sep-15	512.80	each
Rec Facilities	Annual Pass	Youth/Senior/Student	13 to 18 years: 60 yrs or older, or Valid Student ID is required	400.23	01-Sep-15	414.05	each

FEE DESCRIPTION				Bylaw 2014-36			
				Approved	Date Fee	Final Fee	
				Base Fee	Effective	5% GST Inc	UNITS
Rec Facilities	Annual Pass	Child/Disabled	2 to 12 years: Disabled Person	247.34	01-Sep-15	255.85	each
Rec Facilities	Monthly Pass	Adult	19 - 59 years	49.58	01-Sep-15	51.30	each
Rec Facilities	Monthly Pass	Youth/Senior/Student	13 to 18 years: 60 yrs or older, or Valid Student ID is required	40.02	01-Sep-15	41.40	each
Rec Facilities	Monthly Pass	Child/Disabled	2 to 12 years: Disabled Person	24.79	01-Sep-15	25.65	each
Rec Facilities	Group Membership		10 or more people - 10% off annual membership rates	0.00	01-Sep-15	0.00	each
Rec Facilities	Family Monthly Pass	Family (Adult)	1st Adult in Household	49.57	01-Sep-15	51.30	each
Rec Facilities	Family Monthly Pass	Family (Adult)	2nd Adult in Household	42.46	01-Sep-15	43.90	each
Rec Facilities	Family Monthly Pass	Family (Senior/Student)	1st Senior/Student in Household	40.02	01-Sep-15	41.40	each
Rec Facilities	Family Monthly Pass	Family (Senior/Student)	2nd Senior/Student in Household	34.33	01-Sep-15	35.50	each
Rec Facilities	Family Monthly Pass	Family (Disabled)	1st Disabled in Household	24.79	01-Sep-15	25.65	each
Rec Facilities	Family Monthly Pass	Family (Youth, Child, Disabled)	Each Youth/Child/Disabled Person added to a family	10.87	01-Sep-15	11.25	each
Rec Facilities	Family Annual Pass	Family (Adult)	1st Adult in Household	495.71	01-Sep-15	512.80	each
Rec Facilities	Family Annual Pass	Family (Adult)	2nd Adult in Household (15% off)	424.81	01-Sep-15	439.45	each
Rec Facilities	Family Annual Pass	Family (Senior/Student)	1st Senior/Student in Household	400.23	01-Sep-15	414.05	each
Rec Facilities	Family Annual Pass	Family (Senior/Student)	2nd Senior/Student in Household (15% Off)	342.93	01-Sep-15	354.75	each
Rec Facilities	Family Annual Pass	Family (Disabled)	1st Disabled in Household	247.34	01-Sep-15	255.85	each
Rec Facilities	Family Annual Pass	Family (Youth, Child, Disabled)	Each Youth/Child/Disabled Person added to a family	108.79	01-Sep-15	112.55	each
Rec Facilities	Adult Programming	min. 100% recoverable		See Leisure Guide	01-Jan-10		each
Rec Facilities	Children/Youth/Senior/Disabled Programming	min. 50% recoverable	not including daycamp	See Leisure Guide	01-Jan-10		each
Rec Facilities	Daycamp Programming	min. 60% recoverable		See Leisure Guide	01-Mar-11		each
Rec Facilities	Punchcard (10)	Adult		63.89	01-Sep-15	67.10	each
Rec Facilities	Punchcard (10)	Youth/Senior/Student	13 to 18 years: 60 yrs or older, or Valid Student ID is required	51.51	01-Sep-15	54.10	each
Rec Facilities	Punchcard (10)	Child/Disabled		32.20	01-Sep-15	33.80	each
Rec Facilities	Punchcard (10)	Family	Family living in one household	152.37	01-Sep-15	160.00	each
Rec Facilities	Rental, set up	1/2 of regular rental rate		1/2 of regular rental rate	01-Jan-10	1/2 of regular rental rate	per booking
Rec Facilities	Rental, Fieldhouses	S/Y/D Non Profit Discount	Flexihall or Fieldhouse	70.80	01-Sep-15	74.35	hour
Rec Facilities	Rental, Fieldhouses	Adult Non Profit Discount	Flexihall or Fieldhouse	106.15	01-Sep-15	111.45	hour
Rec Facilities	Rental, Fieldhouses	Regular Rate	Flexihall or Fieldhouse	141.60	01-Sep-15	148.70	hour

FEE DESCRIPTION				Bylaw 2014-36			
				Approved	Date Fee	Final Fee	
				Base Fee	Effective	5% GST Inc	UNITS
Rec Facilities	Rental Sports Equipment	skate rentals/badminton racquets		3.44	01-Sep-15	3.60	per unit
Rec Facilities	Rental	Portable Bleachers	Staff costs	Actual Cost	01-Sep-13	Actual Cost	each
Rec Facilities	Rental	Mobile Electric Cart	240 Volts	90.48	01-Sep-13	95.00	each
Rec Facilities	Rental	AV Equipment	TV/VCR/Overhead Projector	10.48	01-Sep-13	11.00	each
Rec Facilities	Rental	LCD Projector and screen		53.33	01-Sep-13	56.00	each
Rec Facilities	Rental	Fitness/Party Equipment	DDR/Treadmills etc	53.33	01-Sep-13	56.00	each
Rec Facilities	Rental	Podium		10.48	01-Sep-13	11.00	each
Rec Facilities	Rental	Table		10.48	01-Sep-13	11.00	each
Rec Facilities	Rental	Chairs		1.90	01-Sep-13	2.00	each
Rec Facilities	Pipe & Drape			3.95	01-Sep-14	4.15	per linear foot
Rec Facilities	Pipe & Drape Rental	8'-12' section		33.33	01-Sep-15	35.00	per section
Rec Facilities	Floor covering installation	staff costs		Actual Cost	01-Sep-06	Actual Cost Plus GST	actual cost
Rec Facilities	Stage (4' X 8' Risers)			62.75	01-Sep-14	65.90	each
Party Package	Party set-up for 5-10 people			21.43	01-Jan-15	22.50	per unit
Party Package	Party set-up for 11-20 people			30.95	01-Jan-15	32.50	per unit
Party Package	Party set-up for 21-30 people			40.48	01-Jan-15	42.50	per unit
Party Package	Party set-up for 31-40 people			50.00	01-Jan-15	52.50	per unit
Party Package	Party set-up for over 40 people	each person over 40		1.40	23-Feb-09	1.45	each
Party Package	Theme Party Package (Member Rate)	include party rm,party leader,supplies		145.71	01-Oct-12	153.00	per 2 hours
Party Package	Theme Party Package (Non-Memeber)	include party rm,party leader,supplies		185.71	01-Oct-12	195.00	per 2 hours
Rec Facilities	Advertising	Board Advertising - CGC	Board advertising for arenas and fieldhouses	785.72	01-Jan-14	825.00	annual
Rec Facilities	Advertising	Poster Ads	Poster Ads up to 11x17	23.81	01-Jan-14	25.00	Monthly
Rec Facilities	Advertising	4x8 Sign - CGC	4x8 Sign Advertising	519.05	01-Jan-14	545.00	annual
Rec Facilities	Advertising	Takhini Arena	65% of CGC Advertising rates	65% of CGC rates	01-Sep-11	65% of CGC rates	annual
Rec Facilities	Advertising	Resurfacer - CGC	1 Side	1000.00	01-Jun-12	1050.00	annual
Rec Facilities	Advertising	Resurfacer - CGC	2 Sides	1500.00	01-Jun-12	1575.00	annual
Rec Facilities	Advertising	Resurfacer - CGC	Top	750.00	01-Jun-12	787.50	annual
Rec Facilities	Advertising	Resurfacer - CGC	Front	500.00	01-Jun-12	525.00	annual

FEE DESCRIPTION				Bylaw 2014-36			
				Approved	Date Fee	Final Fee	
				Base Fee	Effective	5% GST Inc	UNITS
Rec Facilities	Advertising	Resurfacers - CGC	Rear	250.00	01-Jun-12	262.50	annual
Rec Facilities	Advertising	Resurfacers - CGC	Entire Machine	2000.00	01-Jun-12	2100.00	annual
Rec Facilities	Advertising	Ice Logo - CGC	1/2 Centre Ice	1500.00	01-Jun-12	1575.00	annual
Rec Facilities	Advertising	Ice Logo - CGC	Full Centre Ice	2000.00	01-Jun-12	2100.00	annual
Rec Facilities	Advertising	Ice Logo - CGC	Neutral Zone	1000.00	01-Jun-12	1050.00	annual
Rec Facilities	Advertising	Ice Logo - CGC	End Zone	1000.00	01-Jun-12	1050.00	annual
Rec Facilities	Advertising	Ice Logo - CGC	Blue Line	1000.00	01-Jun-12	1050.00	annual
Rec Facilities	Advertising	Ice Logo - CGC	Face Off Dots	250.00	01-Jun-12	262.50	annual
Rec Facilities	Advertising	Hallway Beams	Takhini Arena Only	75.00	01-Jun-12	78.75	annual
Rec Facilities	Advertising	Active Living Guide-Non Profit Organizations	FULL PAGE	81.26	01-Jan-14	85.30	each
Rec Facilities	Advertising	Active Living Guide-Non Profit Organizations	HALF PAGE	133.62	01-Jan-14	140.30	each
Rec Facilities	Advertising	Active Living Guide - Profit Organizations	HALF PAGE	133.62	01-Jan-14	140.30	each
Rec Facilities	Advertising	Active Living Guide - Profit Organizations	FULL PAGE	240.96	01-Jan-14	253.00	each
Rec Facilities	Advertising	Summer Fun Flyer - Non-Profit Organizations	Active Living Guide - Fun Flyer 9 cm x 7 cm	28.55	01-Jan-15	30.00	each
Rec Facilities	Advertising	Summer Fun Flyer - Profit Organizations	Active Living Guide - Fun Flyer 9 cm x 7 cm	57.10	01-Jan-15	59.95	each
Rec Facilities	Advertising	Active Living Guide - Cover Pages	10% off 2 editions, 15% off 3 editions	1566.24	01-Jan-14	1644.55	each
Rec Facilities	Deposit, Key-Joint Use		All Facilities	50.00	01-Jan-10	no gst	each
Rec Facilities	Joint Use Agreement	Yukon Government	Arenas	Actual Cost	01-Sep-03	no gst	each
Rec Facilities	Joint Use Agreement	Yukon Government	Lions Aquatic Centre	Actual Cost	01-Sep-03	no gst	each
Rec Facilities	Joint Use Agreement	Yukon Government	Arenas	50.00	01-Jan-10	no gst	each
Rec Facilities	Keys Replacement	all facilities	all facilities	50.00	01-Jan-10	no gst	each
Rec Facilities	Wellness Service	Basic Body Comp or Program Design	Individual	20.71	01-Sep-13	21.75	each
Rec Facilities	Wellness Service	Basic Body Comp or Program Design	Team	103.53	01-Sep-13	108.70	each
Rec Facilities	Child Minding Admission	Child		2.62	01-Sep-13	2.70	per 30 minutes
Rec Facilities	Child Minding Punchcard (10)	Child		20.92	01-Sep-13	21.55	each
Rec Facilities	Bag of Pins	Whitehorse Pins	Bag of 25	9.52	01-Jan-15	10.00	bag of 25

FEE DESCRIPTION			Bylaw 2013-54		Final Fee if GST Applicable + 5% GST	UNITS
			Approved Fee	Date Fee Effective		
Burning	Burning	open burning for land clearing purposes	110.00	23-Feb-09		per day
Burning	Burning-open burning for other than land clearing purposes	1 week (7 day) permit	22.00	23-Feb-09		each
Burning	Burning-open burning for other than land clearing purposes-seasonal permit	Season is October 1 to March 31	110.00	23-Feb-09		per season
Confined Space	Confined Space Rescues	standard 3rd (third) party billing rates for staff & equipment plus \$500.00 for materials used	actual + \$500.	27-Jan-03		each event
Explosives	Explosives Storage for construction purposes		100.00	28-Jan-02	105.00	each
High Hazard Fireworks Display	Fireworks Permit	for non-City organized events fee + fire protection if needed	250.00	01-Jan-12		each
Occupancy Load	Determine Occupancy Load	determine the occupancy load of a space for licensing purposes	150.00	01-Jan-12	157.50	each
Safety Plan	Review of New Fire Safety Plan		75.00	01-Jan-12	78.80	
Safety Plan	Update of Fire Safety Plan	Review of an updated fire safety plan	50.00	01-Jan-12	52.50	
Alarm	False Alarm for third incident of a similar system malfunction in a 12 month period		250.00	01-Jan-12		each
Alarm	False Alarm after third incident of a similar system malfunction in a 12 month period compounding on top of the third alarm response for each subsequent event		200.00	01-Jan-12		each
Admin	File search/Letter	provide information from files and to provide letter of compliance for insurance or other needs	75.00	01-Jan-12	78.80	each
Response	Hazardous Incident Response	per unit responding plus additional manpower at cost plus cost of material used plus disposal costs. Thereafter billed per hr. or frac	250.00	22-Jun-98		unit/hour+
Investigation	Fire Investigation Only	provide an investigation into the cause of a fire that the Fire Department did not attend to distinguish	100.00	01-Jan-12		each
Inspection	Inspection Services for buildings, structures or premises	Re-inspection Fee third and each subsequent inspection until compliance	200.00	01-Jan-12		each
Inspection	Inspection Services of single family living units		free	22-Jun-98		each
Inspection	Inspection Services required for licensing or permitting		50.00	23-Feb-09		each
Inspection	Licensing Inspection	inspecting a premise for purpose of obtaining a liquor license	100.00	01-Jan-12		yearly
Inspection	Special Event Inspection	inspecting a premise for the purpose of holding a special one time event If no occupancy load calculation is required	100.00	01-Jan-12		each
Stand-By	Confined Space Stand-By	Annual Agreement Standby in Station	500.00	01-Jan-11		each
Stand-By	Confined Space Stand-By	One-Time Agreement Standby in Station per day	50.00	01-Jan-11		each
Stand-By	Confined Space Stand-By	One-Time Agreement Standby in Station per week	200.00	01-Jan-11		each
Stand-By	Confined Space Stand-By	On-Site Stand-By for High Hazard Entry per hour	500.00	01-Jan-11		each
Technical Rescue	Technical Resuce response beyond city limits, cost recovery for wages, benefits and any lost or damaged equipment		Acutal Cost	01-Jul-13		each

FEE DESCRIPTION				Bylaw 2014-18		Final Fee if GST Applicable + 5% GST	UNITS
				Approved Fee	Date Fee Effective		
Advertising	All			various by tender	08-Mar-99		
Autocad custom drafting & plotting		minimum 1/2 hour charge		50.00	01-Jan-08	52.50	per hour
Autocad drawing compilation and printing				21.50	01-Jan-08	22.60	per sheet
Autocad Plotting				8.25	01-Jan-08	8.70	per plot
Blue Print reproductions				3.00	01-Jan-08	3.20	per sheet
Book, Lost Graves				10.00	01-Jan-08	10.50	each
Business Licence List		special, monthly or partial listing		0.25	01-Jan-08	0.30	per page
Business Licence List		full listing		45.00	01-Jan-08	47.30	each
Amended by Bylaw 2012-XX	Sales	Ability to purchase additional household carts		200.00	01-Jan-10	210.00	each
Delivery Charge-rentals	Equipment (DPW)-barricades			40.00	01-Jan-08	42.00	per rental
Delivery Charge-rentals	Equipment (DPW)-portable bleachers			200.00	01-Jan-08	210.00	per rental
Delivery Charge-rentals	Equipment (DPW)-snow fencing			40.00	01-Jan-08	42.00	per rental
Deposit, Damage	Flag	fully refundable if returned in good condition		20.00	28-Jun-99		each
Deposit, Damage	Equipment (DPW)-barricades	fully refundable if all rental conditions met		20.00	22-Jun-98		each
Deposit, Damage	Equipment (DPW)-portable bleachers	fully refundable if all rental conditions met		100.00	22-Jun-98		section
Deposit, Damage	Equipment (DPW)-snow fencing	fully refundable if all rental conditions met	roll approx. 50 linear feet, rent includes posts if available	25.00	22-Jun-98		roll
Evaluation of restricted / overstrength waste				actual	08-Mar-99	actual	each
Flag	City (3'x6')			65.00	01-Jan-08	68.30	each
DVD	copy of recorded meeting			6.00	01-Jan-10	6.30	each
Inspection Cost Charge	Construction Value Up To \$500,000.00			2%	01-Jul-13	Based on Engineers Estimate	
Inspection Cost Charge	Construction Value Up To \$3,000,000.00			1%	01-Jul-13	Based on Engineers Estimate	
Inspection Cost Charge	Construction Value Above \$ 3,000,000.00			0.5%	01-Jul-13	Based on Engineers Estimate	
IS Consultant Fees				80.00	23-Feb-09	84.00	each
Land Use Permit		temporary or seasonal land use		75.00	22-Jun-98		each
Local Improvement Search		LIC		25.00	29-Jan-07	26.30	each
Manual - Contract Tendering				80.00	01-Jan-08	84.00	each
Manual - Servicing Standards		manual & changes/revisions to manual to be sold at cost		80.00	01-Jan-08	84.00	each
NSF Fees/Cheque return fees/Rejected Pre-authorized credit card fee				45.00	01-Jun-14		each
Official Community Plan				20.00	01-Jan-08	21.00	each
Overstrength oil and grease, B.O.D. and T.S.S. surcharge				0.20	08-Mar-99	0.20	per Kg.
photocopy			at the discretion of administration	0.25	01-Jan-08	0.30	each
Pin	City of Whitehorse		reference Pin Policy (City Clerk's)	1.00	01-Jan-08	1.10	each
Plan Reproduction			fee plus reproduction cost	25.00	01-Jan-08	26.30	plus repro- duction cost
Property Verification				1.00	29-Jan-07	1.10	each
Service Inspection - Private				200.00	08-Mar-99	210.00	each
Snow Dump Permit			per truck	100.00	01-Jan-08		per truck
Studies/Reports			at cost with \$10.00 minimum	cost	22-Jun-98	cost + gst	each
Tax Search/Certificate				60.00	23-Feb-09	63.00	each
3rd Party Rate	(materials & shipping costs = shipping surcharge) X 35% Markup				23-Feb-09	Plus GST	each
Unpaid Accounts	All unpaid accounts will be charged interest on the outstanding amounts. Outstanding taxes will be charged under the provisions of the Tax Act			2.00%	01-Jan-11		per month
Use Permit		temporary or seasonal land use		75.00	22-Jun-98		each
Wood Stove Approval		copy of approval		10.00	22-Jun-98		each
Zoning Bylaw				75.00	01-Jan-08		each
Zoning Bylaw	individual copy			10.00	01-Jan-08		each
Zoning Bylaw	initial subscription service			50.00	01-Jan-08		each
Zoning Maps				5.00	01-Jan-08	5.30	each

FEE DESCRIPTION			Bylaw 2014-36		Final Fee 5% GST Inc	UNITS
			Approved Base Fee	Date Fee Effective		
Amended by Bylaw 2012-XX	Rec Facilities	Dry floor rentals or any rentals where liquor is served or consumed-\$500 per booking	500.00	01-Jan-10	no gst	per booking
Parks	Deposit, Damage- All booking	fully refundable if all rental conditions met	500.00	01-Jan-15	no gst	each
Keys Replacement	all facilities	all facilities	50.00	01-Jan-10	no gst	each
Shipyards Park	Non Profit Rental - full day		278.79	01-Jan-15	292.70	full day
Shipyards Park	Not Profit Rental - half day		139.54	01-Jan-15	146.50	half day
Parks	Non Profit Rental -per portion of Shipyards Park Building	per portion, per hour	32.18	01-Jan-15	33.80	per hour
Parks	Non Profit rental -Outdoor Fire Pit Rental		32.18	01-Jan-15	33.30	per hour
Parks	Memorial Bench	Supply and Install	2,283.75	01-Jan-15	2,397.90	each
Parks	Memorial Tree	Supply and Install	1,522.50	01-Jan-15	1,598.60	each

FEE DESCRIPTION				Bylaw 2014-36		Units
				Approved Fee	Date Fee Effective	
Address Changes	changing a municipal address	no relocation		200.00	22-Jun-98	each
Development Cost Charge	residential, single family	Secondary Suite		2,185.00	01-Jul-14	per dwelling
Development Cost Charge	residential, single family	unserviced Country Residential secondary Suite		1,040.00	01-Jul-14	per dwelling
Development Cost Charge	residential, single family	urban serviced lot		3,641.00	01-Jul-14	per dwelling
Development Cost Charge	residential, single family	country residential serviced lot		3,641.00	01-Jul-14	per dwelling
Development Cost Charge	residential, single family	country residential non serviced lot		1,769.00	01-Jul-14	per dwelling
Development Cost Charge	residential, duplex	duplex housing		5,826.00	01-Jul-14	per 2 dwellings
Development Cost Charge	residential, multiple housing	townhouse		2,913.00	01-Jul-14	per dwelling
Development Cost Charge	residential, multiple housing	apartment		2,185.00	01-Jul-14	per dwelling
Development Cost Charge	residential, multiple housing	multiple detached dwellings		2,913.00	01-Jul-14	per dwelling
Development Agreement	Incentive	Minor		75.00	08-Oct-13	each
Development Agreement	Incentive	Standard/Major		200.00	08-Oct-13	each
Development Permit	Conditional Use - \$200 plus applicable Permitted Use fee.			500.00	01-Jan-15	each +
Development Permit	Designated municipal historic resource			-	27-Jan-03	each
Development Permit	Permitted Use: Non-residential Zone (No new construction)			275.00	29-Jan-07	each
Development Permit	Permitted Use: Non-residential Zone(New Construction) \$275.00 + 1.10/sq.metre			275.00+	29-Jan-07	each +
Development Permit	Permitted Use:Residential Zone	Multiple Housing & Commercial use	\$275. base plus \$1.10/sq metre (new Con)	275.00 +	22-Jun-98	each
Development Permit	Permitted Use:Residential Zone	Multiple Housing & Commercial use	\$275. (Change of use)	275.00	01-Feb-09	each
Development Permit	Permitted Use:Residential Zone	Secondary commercial uses (change of use)		25.00	01-Feb-09	each
Development Permit	Placement of Sign			25.00	01-Feb-09	each
Development Permit	Schwatka Lake Waterfront Policy Dock Permit			75.00	01-Feb-09	each
Development Permit	Demolition of a Structure	Commercial		275.00	01-Feb-09	each
Development Permit	Demolition of a Structure	Residential		200.00	01-Feb-09	each
Development Permit	Relocation of a Structure			25.00	01-Feb-09	each
Development Permit	Temporary Use Permit	Community Event		25.00	01-Feb-09	each
Development Permit	Temporary Use Permit	Commercial Event/Development		275.00	01-Feb-09	each
Development Permit	Temporary Use Permit	Temporary Use Permit<7 days		25.00	01-Feb-09	each
Development Permit Refund	written request fm applicant within 6 months of original date of issue-no permit related work on site has begun-deduction of \$55. or 20% of fee whichever is MORE.			Varies	01-Feb-09	each
Land Management	Development agreement			200.00	29-Jan-07	each
Land Management	Road Closure Bylaw			500.00	29-Jan-07	each
Land Management	Subdivision Approval Extension			250.00	29-Jan-07	each
Official Community Plan Amendment Fee	(OCP Amendment Fee)			500.00	01-Feb-05	each
Parking	Payment in lieu of providing parking space		Space in the CC, CPG and CMW Zones	18,706.00	13-Nov-01	each space
Parking	Payment in lieu of providing parking space		space in the CM1 and CM2 zones	7,967.00	13-Nov-01	each space
Subdivision Application	Condominium (non refundable fee)	\$50.00 per unit being created to a maximum of \$500.00		50.00	08-Jan-01	each
Subdivision Application	Consolidation (non refundable fee)			50.00	22-Jun-98	each
Subdivision Application	Subdivision (non refundable fee)	min. charge \$250. max. charge \$1000.	ea lot \$100	100.00	22-Jun-98	each
Subdivision Application	Property line adjustment or realignment (non refundable fee)		ea adjustment/realignment \$50	50.00	08-Jan-01	each
Variance, Board of-Appeal	non refundable fee each appeal			500.00	01-Feb-05	each
Zoning Amendment				1,500.00	08-Oct-13	each
Zoning Amendment	Designated municipal historic resource			-	27-Jan-03	each

FEE DESCRIPTION				Bylaw 2014-36			UNITS
				Approved FEE	Date Fee Effective	Final Fee 5% GST Inc	
Water and Waste Services	Private Fire Hydrant Servicing			170.00	01-Jan-12		each
Water and Waste Services	Utility Service Tie-Ins	Regular hours - fee + materials + 35% administration fee		225.00	01-Jan-12		per hour
Water and Waste Services	Utility Service Tie-Ins	After hours - fee + materials + 35% administration fee		450.00	01-Jan-12		per hour
Water and Waste Services	Sewer	flat rate/month	dwelling:single, multiple, duplex or semi-detached for each unit	14.52	01-Jan-15		month
Water and Waste Services	Sewer & Water	Equipment Rental	Water Service Freeze Machine	20.00	01-Jul-13	21.00	Per hour
Water and Waste Services	Sewer & Water	Equipment Rental	Sewer Router	20.00	01-Jul-13	21.00	Per hour
Water and Waste Services	Sewer & Water	Equipment Rental	Water Service Thaw Machine	20.00	01-Jul-13	21.00	Per hour
Water and Waste Services	Sewer & Water	Equipment Rental	Eductor - Vactor	170.00	01-Jul-13	178.50	Per hour
Water and Waste Services	Sewer & Water	flat rate/month - Single family dwelling	dwelling:single, multiple, duplex or semi-detached for each unit	73.02	01-Jan-15		month
Water and Waste Services	Sewer & Water	Flat rate/month - Plus 1 suite		109.54	01-Jan-15		month
Water and Waste Services	Sewer & Water	Flat rate/month - Plus 2 suites		145.99	01-Jan-15		month
Water and Waste Services	Sewer & Water	Flat rate/month - Plus 3 suites		182.50	01-Jan-15		month
Water and Waste Services	Sewer & Water	Flat rate/month - Plus 4 suites		292.04	01-Jan-15		month
Water and Waste Services	Sewer & Water	Flat rate/minth - Duplex Dwelling		145.99	01-Jan-15		month
Water and Waste Services	Sewer & Water	metered rate - each additional 1000 gallons over minimum	per 1,000 gallons	8.18	01-Jan-15		1000 gal
Water and Waste Services	Sewer & Water	metered rate - based on 17000 gallons	minimum charge	73.02	01-Jan-15		bi-month
Water and Waste Services	Sewer & Water	metered rate - minimum based on 77.28 cubic meters		73.02	01-Jan-15		bi-month
Water and Waste Services	Sewer & Water	metered rate - each additional 1 cubic meter over minimum		1.87	01-Jan-15		cubic meter
Water and Waste Services	Sewer & Water	Installation, Inspection Fee during regular hours		750.00	23-Feb-09		each
Water and Waste Services	Sewer & Water	Installation, Inspection Fee after hours and weekends		1,125.00	01-Jan-12		each
Water and Waste Services	Sewer & Water	Installation, Inspection Fee - No Shows (Contractor not ready; cancellations require 24 hours notice)		250.00	01-Jan-12		each
Water and Waste Services	Sewer & Water	Freeze Protection Testing Fee		250.00	23-Feb-09		each
Water and Waste Services	Sewer & Water	install by City: actual cost of installation as determined by the application of third party rates for labour & equipment, plus the full cost of all materials used together with a handling charge of 15%		varies	22-Jun-98		each
Water and Waste Services	Sewer & Water	service call not specified		actual	22-Jun-98		each
Water and Waste Services	Sewer & Water	greasing or removing grease from lines		actual	27-Jan-03		each
Water and Waste Services	Sewer & Water	permanent disconnection of service at the main plus restoration		actual	22-Jun-98		each
Water and Waste Services	Sewer & Water	shut off & turn on for benefit of customer (other than initial turn on) after normal business hours		actual	22-Jun-98		each
Water and Waste Services	Sewer & Water	shut off & turn on for benefit of customer (other than initial turn on) during normal business hours		80.00	01-Mar-11		each
Water and Waste Services	Sewer & Water	thawing or clearing private service		actual	22-Jun-98		each
Water and Waste Services	Sewer & Water	turn on for reinstatement after shut-off for non-payment after normal business hours		actual	22-Jun-98		each
Water and Waste Services	Sewer & Water	turn on for reinstatement after shut-off for non-payment during normal business hours		80.00	01-Mar-11		each
Water and Waste Services	Sewerage Dumping	flat rate for each truck load dumped	annual permit must be purchased	50.00	01-Jan-12		each load
Water and Waste Services	Sewerage Dumping Discharge Permit		annual fee	100.00	01-Jan-12		per year
Water and Waste Services	Water Bulk	Key Deposit		200.00	23-Feb-04		each
Water and Waste Services	Water Bulk	coin operated bulk water station	per 1,000 litres	2.00	01-Jan-11		1000 litres
Water and Waste Services	Service Cards	prepare and provide accurate service cards for new privately developed services		250.00	23-Feb-09		
Water and Waste Services	Water meter and remote test, repair, supply, or installation			actual	22-Jun-98		actual
Water and Waste Services	Water meter reading, special			80.00	01-Jan-12		each
Water and Waste Services	Water only	flat rate/month - Single family dwelling, Commercial & Bulk Water-based on 17000 gallon	dwelling, duplex or semi-detached for each unit	57.83	01-Jan-15		month
Water and Waste Services	Water only	metered rate/bulk rate - each additional 1000 gallons over minimum	per 1,000 gallons	6.90	01-Jan-15		1000 gal

FEE DESCRIPTION				Bylaw 2014-36		Final Fee 5% GST Inc	Unit
				Approved Fee	Date Fee Effective		
Bus Fares	Adult Monthly Pass	Age 19-59		62.00	01-Jan-08	no gst	each
Bus Fares	Adult Single-cash	Age 19-59		2.50	01-Jan-08	no gst	each
Bus Fares	Adult Ticket (sold in strips of 10)	Age 19-59		23.00	01-Jan-08	no gst	each strip
Bus Fares	Disabled Handy Bus-Cash	Handy Bus disabled customers that meet the eligibility requirements of Handy Bus Service		2.50	01-Jan-08	no gst	each
Bus Fares	Disabled Handy Bus-Monthly Pass	Handy Bus disabled customers that meet the eligibility requirements of Handy Bus Service		26.00	01-Jan-08	no gst	each
Bus Fares	Disabled Handy Bus-Ticket (strip of 10)	Handy Bus disabled customers that meet the eligibility requirements of Handy Bus Service		10.00	01-Jan-08	no gst	each strip
Bus Fares	Disabled Conventional Bus	Conventional Bus disabled customers that meet the eligibility requirements of Handy Bus Service		free	01-Jul-03	-	each
Bus Fares	Pre-schooler:4 and under accompanied by an adult (2 per adult)		proof of age may be required	free	22-Jun-98	-	each
Bus Fares	Senior Monthly Pass	Age 60 and over		26.00	01-Jan-08	no gst	each
Bus Fares	Senior Single-cash	Age 60 and over		2.50	01-Jan-08	no gst	each
Bus Fares	Senior Ticket (strips of 10)	Age 60 and over		10.00	01-Jan-08	no gst	each strip
Bus Fares	Youth Monthly Pass	Age 5-18		40.00	01-Jan-08	no gst	each
Bus Fares	Youth Single-cash	Age 5-18		2.50	01-Jan-08	no gst	each
Bus Fares	Youth Ticket (sold in strips of 10)	Age 5-18		15.00	01-Jan-08	no gst	each strip
Bus Fares	Superpass Monthly	Superpass -ADULT		54.20	01-Jan-15	no gst	each
Bus Fares	Superpass Monthly	Superpass -YOUTH		35.00	01-Jan-15	no gst	each
Bus Fares	Superpass Monthly	Superpass -SENIOR		22.75	01-Jan-15	no gst	each
Bus Fares	Superpass Monthly	Superpass -DISABILITY		22.75	01-Jan-15	no gst	each
Group Pass	College	0% -10% (0-55) of students participating	0% Transit Discount	248.00	01-Jan-13	no gst	each
Group Pass	College	10%-20% (56-110) of students participating	0% Transit Discount	248.00	01-Jan-13	no gst	each
Group Pass	College	20%-30% (111-165) of students participating	20% Transit Discount	198.40	01-Jan-13	no gst	each
Group Pass	College	30%-40% (166-220) of students participating	20% Transit Discount	198.40	01-Jan-13	no gst	each
Group Pass	College	40%-50% (221-275) of students participating	35% Transit Discount	161.20	01-Jan-13	no gst	each
Group Pass	College	50% -60% (276-330) of students participating	35% Transit Discount	161.20	01-Jan-13	no gst	each
Group Pass	College	60% -70% (331-385) of students participating	50% Transit Discount	124.00	01-Jan-13	no gst	each
Group Pass	College	70% -80% (386-440) of students participating	50% Transit Discount	124.00	01-Jan-13	no gst	each
Group Pass	College	80% -90% (441-495) of students participating	75% Transit Discount	62.00	01-Jan-13	no gst	each
Group Pass	College	90% -100% (496-550) of students participating	75% Transit Discount	62.00	01-Jan-13	no gst	each
Group Pass	Education	0% of eligible students or employees participating	0% Transit Discount	40.00	01-May-12	no gst	each
Group Pass	Education	25% of eligible students or employees participating	10% Transit Discount	36.00	01-May-12	no gst	each
Group Pass	Education	50% of eligible students or employees participating	15% Transit Discount	34.00	01-May-12	no gst	each
Group Pass	Education	75% of eligible students or employees participating	20% Transit Discount	32.00	01-May-12	no gst	each
Group Pass	Education	100% of eligible students or employees participating	25% Transit Discount	30.00	01-May-12	no gst	each
Group Pass	Employers 5-25 Participants	0% of employees participating	0% Transit Discount	62.00	01-Jun-12	no gst	each
Group Pass	Employers 5-25 Participants	25% of employees participating	3.75% Transit Discount	59.68	01-Jun-12	no gst	each
Group Pass	Employers 5-25 Participants	50% of employees participating	7.50% Transit Discount	57.35	01-Jun-12	no gst	each
Group Pass	Employers 5-25 Participants	75% of employees participating	11.25% Transit Discount	55.03	01-Jun-12	no gst	each
Group Pass	Employers 5-25 Participants	100% of employees participating	15.0% Transit Discount	52.70	01-Jun-12	no gst	each

FEE DESCRIPTION				Bylaw 2014-36		Final Fee 5% GST Inc	Unit
				Approved Fee	Date Fee Effective		
Group Pass	Employers 26-50 Participants	0% of employees participating	0% Transit Discount	62.00	01-Jun-12	no gst	each
Group Pass	Employers 26-50 Participants	25% of employees participating	5% Transit Discount	58.90	01-Jun-12	no gst	each
Group Pass	Employers 26-50 Participants	50% of employees participating	10% Transit Discount	55.80	01-Jun-12	no gst	each
Group Pass	Employers 26-50 Participants	75% of employees participating	15% Transit Discount	52.70	01-Jun-12	no gst	each
Group Pass	Employers 26-50 Participants	100% of employees participating	20% Transit Discount	49.60	01-Jun-12	no gst	each
Group Pass	Employers over 50 Participants	0% of employees participating	0% Transit Discount	62.00	01-Jun-12	no gst	each
Group Pass	Employers over 50 Participants	25% of employees participating	6.25% Transit Discount	58.13	01-Jun-12	no gst	each
Group Pass	Employers over 50 Participants	50% of employees participating	12.50% Transit Discount	54.25	01-Jun-12	no gst	each
Group Pass	Employers over 50 Participants	75% of employees participating	18.75% Transit Discount	50.38	01-Jun-12	no gst	each
Group Pass	Employers over 50 Participants	100% of employees participating	25% Transit Discount	46.50	01-Jun-12	no gst	each
Group Pass	Youth - Employers 5-25 Participants	0% of employees participating	0% Transit Discount	40.00	01-Jul-13	no gst	each
Group Pass	Youth - Employers 5-25 Participants	25% of employees participating	3.75% Transit Discount	38.50	01-Jul-13	no gst	each
Group Pass	Youth - Employers 5-25 Participants	50% of employees participating	7.50% Transit Discount	37.00	01-Jul-13	no gst	each
Group Pass	Youth - Employers 5-25 Participants	75% of employees participating	11.25% Transit Discount	35.50	01-Jul-13	no gst	each
Group Pass	Youth - Employers 5-25 Participants	100% of employees participating	15.0% Transit Discount	34.00	01-Jul-13	no gst	each
Group Pass	Youth - Employers 26-50 Participants	0% of employees participating	0% Transit Discount	40.00	01-Jul-13	no gst	each
Group Pass	Youth - Employers 26-50 Participants	25% of employees participating	5% Transit Discount	38.00	01-Jul-13	no gst	each
Group Pass	Youth - Employers 26-50 Participants	50% of employees participating	10% Transit Discount	37.00	01-Jul-13	no gst	each
Group Pass	Youth - Employers 26-50 Participants	75% of employees participating	15% Transit Discount	34.00	01-Jul-13	no gst	each
Group Pass	Youth - Employers 26-50 Participants	100% of employees participating	20% Transit Discount	32.00	01-Jul-13	no gst	each
Group Pass	Youth - Employers over 50 Participants	0% of employees participating	0% Transit Discount	40.00	01-Jul-13	no gst	each
Group Pass	Youth - Employers over 50 Participants	25% of employees participating	6.25% Transit Discount	37.50	01-Jul-13	no gst	each
Group Pass	Youth - Employers over 50 Participants	50% of employees participating	12.50% Transit Discount	35.00	01-Jul-13	no gst	each
Group Pass	Youth - Employers over 50 Participants	75% of employees participating	18.75% Transit Discount	32.50	01-Jul-13	no gst	each
Group Pass	Youth - Employers over 50 Participants	100% of employees participating	25% Transit Discount	30.00	01-Jul-13	no gst	each
Advertising	Bench Back	monthly	21"x69" ad panel	82.50	01-Jan-13	86.60	each
Advertising	Bench Back	yearly	21"x69" ad panel	825.00	01-Jan-13	866.30	each
Advertising	Exterior King panels, side of bus	monthly	139"x30" ad panel	275.00	01-Jan-13	288.80	each
Advertising	Exterior King panels, side of bus	yearly	139"x30" ad panel	2,750.00	01-Jan-13	2,887.50	each
Advertising	Interior panel	monthly	11"x21" ad panel	33.00	01-Jan-13	34.70	each
Advertising	Interior panel	yearly	11"x21" ad panel	352.00	01-Jan-13	369.60	each
Advertising	Shelters	monthly	47 1/4" x 68 1/2"	385.00	01-Jul-13	404.30	each
Advertising	Shelters	yearly	47 1/4" x 68 1/2"	3,850.00	01-Jul-13	4,042.50	each
Advertising	Vinyl application bus wrap	yearly	1/3 side of bus	1,650.00	01-Jan-13	1,732.50	each
Advertising	Vinyl application bus wrap	yearly	Full side of bus	3,850.00	01-Jan-13	4,042.50	each
Advertising	Vinyl application bus wrap	yearly	1/3 exterior bus	7,700.00	01-Jan-13	8,085.00	each
Advertising	Back face of bus passes	yearly	Includes Adult 300, Youth 400, Seniors 100	1,980.00	01-Jan-13	2,079.00	each

FEE DESCRIPTION			Bylaw 2014-36		UNITS
			Approved Fee	Date Fee Effective	
Waste	Curbside Collection	Eligible premises	10.30	01-Jan-14	unit/month
Waste	Curbside Collection	Eligible premises - 2 Carts at \$10.30 + \$2.00 admin fee	22.60	01-Jan-14	unit/month
Waste	Organics Collection	Industrial, Commercial & Institutional (ICI) Customers - Collection	10.00	01-Jan-15	per month
Waste	Organics Collection	Industrial, Commercial & Institutional (ICI) Customers - Per Cart	6.00	01-Jan-15	per month
Waste	Compostable Waste	Sorted compostable waste; loose or in approved compostable bags	36.00	01-Feb-15	tonne
Waste	Compostable Waste	Organic material - small load	5.00	01-Jan-14	per load
Waste	Compostable Waste	Organic material - bagged in compostable bags - 8-20kg	3.00	01-Jan-14	per load
Waste	Recyclable Waste	Recyclable Waste	0.00	11-Jul-00	no charge
Waste	Controlled Waste	animal carcasses-small	7.00	01-May-13	each
Waste	Controlled Waste	animal carcasses-large	15.00	01-May-13	each
Waste	Controlled Waste	Asbestos - in addition to C&D tipping fee	160.00	01-May-13	per load
Waste	Controlled Waste	minimum charge - to be weighed	35.00	01-May-13	each
Waste	Controlled Waste	Bulky items ie. Couch, recliners etc.	10.00	01-May-13	each
Waste	Controlled Waste	Bedsprings, mattresses	15.00	01-May-13	each
Waste	Controlled Waste	C&D and wood - small load	23.50	01-May-13	each
Waste	Controlled Waste	C&D Sorted large load - to be weighed	94.00	01-Feb-15	tonne
Waste	Controlled Waste	Clean fill	0.00	30-May-12	each
Waste	Controlled Waste	Designated municipal historic resource	0.00	28-Jun-99	each
Waste	Controlled Waste	Large metal recovery (small load)	23.90	01-Jan-08	each
Waste	Controlled Waste	Large metal recovery (weighed)	70.55	01-Jan-08	Tonne
Waste	Controlled Waste	Re-useable items	charged per item as per relevant category		
Waste	Controlled Waste	White goods	15.00	01-May-13	each
Waste	Controlled Waste	White goods (containing refrigerant)	40.00	01-May-13	each
Waste	Residual Waste	Residual waste-up to 8 bags	5.00	01-May-13	1 to 8 bags
Waste	Residual Waste	Small load (Max 2mX2.5mX.3m or 6'X8'X2')	10.00	01-May-13	each
Waste	Residual Waste	Medium load (Max 2mX2.5mX1.2m or 6'X8'X4')	20.00	01-May-13	each
Waste	Residual Waste	Sorted large load - to be weighed	94.00	01-Feb-15	Tonne
Waste	Residual Waste	Sorted waste from outside city boundaries	155.00	01-Feb-15	Tonne
Waste	Residual Waste	Volume equivalent for properly sorted residual or C&D waste	15.00	01-May-13	cubic metre
Waste	Mixed Waste	C&D unsorted large load - to be weighed	250.00	23-Feb-09	Tonne
Waste	Mixed Waste	Soil mixed with other controlled waste	250.00	01-May-13	Tonne
Waste	Mixed Waste	Un-sorted large load - to be weighed	250.00	23-Feb-09	Tonne
Waste	Mixed waste	Un-sorted waste from outside city boundaries	250.00	01-Jan-10	Tonne
Waste	Mixed waste	volume equivalent for contaminated residual or C&D waste	30.00	01-May-13	cubic metre
Waste	Banned Landfill Waste	E-Waste - Audio - Small	5.00	01-Jan-12	each
Waste	Banned Landfill Waste	E-Waste - Audio - Large	10.00	01-Jan-12	each
Waste	Banned Landfill Waste	E-Waste - Computer - Small	10.00	01-Jan-12	each
Waste	Banned Landfill Waste	E-Waste - Computer - Large	15.00	01-Jan-12	each
Waste	Banned Landfill Waste	E-Waste - Monitors - Small Flat	15.00	01-Jan-12	each
Waste	Banned Landfill Waste	E-Waste - Monitors - Large Flat	30.00	01-Jan-12	each
Waste	Banned Landfill Waste	E-Waste - Monitors - Small CRT	20.00	01-Jan-12	each
Waste	Banned Landfill Waste	E-Waste - Monitors - Large CRT	40.00	01-Jan-12	each
Waste	Banned Landfill Waste	E-Waste - Handheld	1.00	01-Jan-12	each
Waste	Banned Landfill Waste	E-Waste - Copy Equipment - Small	10.00	01-Jan-12	each

	Banned Landfill Waste	E-Waste - Copy Equipment - Large	40.00	01-Jan-12	each
Waste	Banned Landfill Waste	Tires with an inner diameter greater than 62 cm (24.5 inches)	40.00	01-May-13	each
Waste	Other	clean-up of waste not disposed of properly or spilled on street or lane	actual	22-Jun-98	each
Waste	Other	Load inspection fee	100.00	01-Jan-10	per inspection
Waste	Other	removal of condemned waste receptacle	actual	28-Jun-99	each
Waste	Other	removal of waste receptacle on street other than collection day	actual	28-Jun-99	each
Waste	Other	testing weigh scale for accuracy	actual	28-Jun-99	each
Waste	Other	Uncovered Load	250.00	23-Feb-09	each
Waste	Permit	Permit to Collect Waste	0.00	30-May-12	
Waste	Permit	Permit to Dispose Waste	0.00	30-May-12	
Waste	Permit	Permit to Transport Waste	0.00	30-May-12	
Waste	Compost Sale	1-9 cubic meters bulk compost	45.00	01-Jan-14	cubic meter
Waste	Compost Sale	10 + cubic meters bulk compost	25.00	01-Jan-14	cubic meter
Waste	Permit	Scavenger Permit	100.00	01-Jan-15	each
Waste	Compost Sale	Bagged Compost	5.00	01-Jan-15	20 L bag

CITY OF WHITEHORSE

BYLAW 2014-37

A bylaw to levy taxes for the year 2015

WHEREAS section 55(2) of the *Assessment and Taxation Act* requires that each municipality shall levy taxes upon all taxable real property within its jurisdiction; and

WHEREAS section 55(3) of the *Assessment and Taxation Act* provides for the establishment of different classes of real property, and varied tax rates according to the class of real property to be taxed;

NOW THEREFORE the council of the municipality of the City of Whitehorse, in open meeting assembled, hereby ENACTS AS FOLLOWS:

1. In this bylaw,

"Agricultural" means all property used primarily for agricultural purposes and designated on the Whitehorse Assessment Roll as AGR.

"Non-Residential" means all property used primarily for commercial, industrial and public purposes and designated on the Whitehorse Assessment Roll as CH, CMC, CMH, CML, CR, CMS, INS, MHI, MSI, PRC and QRY.

"Residential" means all property used primarily for residential use and designated on the Whitehorse Assessment Roll as OSP, POS, REC, RMH, RR1, RSA, RSC, RSM, RS1, RS2 and TRA.

2. A general tax for the year 2015 shall be levied upon all taxable real property in the City of Whitehorse classified "agricultural" at the rate of 1.151 percent.
3. A general tax for the year 2015 shall be levied upon all taxable real property in the City of Whitehorse classified "non-residential" at the rate of 1.756 percent.
4. A general tax for the year 2015 shall be levied upon all taxable real property in the City of Whitehorse classified "residential" at the rate of 1.116 percent.
5. This bylaw shall come into full force and effect upon the final passing thereof.

FIRST READING:

SECOND READING:

THIRD READING and ADOPTION:

Mayor

City Clerk

CITY OF WHITEHORSE

BYLAW 2014-37

EXPLANATORY NOTES

This bylaw sets out the 2015 tax rates.

	<u>2011</u>	<u>2012</u>	<u>2013</u>	<u>2014</u>	<u>2015</u>
Agricultural	1.121	1.164	1.209	1.132	1.151
Non-Residential	1.684	1.675	1.739	1.727	1.756
Residential:	1.227	1.135	1.178	1.097	1.116

Total 2015 tax revenue (Residential and Non-Residential) increased by 1.7%

Average Residential Property (RSC, RS1, RR1 and RS2)

Assessment	<u>2011</u>	<u>2012</u>	<u>2013</u>	<u>2014</u>	<u>2015</u>
Improvements	\$113,451	\$123,594	\$124,671	\$135,464	\$135,984
Land	\$57,850	\$64,116	\$61,637	\$67,564	\$66,948
Total Assessed Value	\$171,301	\$187,711	\$186,308	\$203,028	\$202,932
<u>TAX LEVY</u>	\$2,101	\$2,130	\$2,195	\$2,227	\$2,265

**THE CITY
OF WHITEHORSE**

2121 Second Avenue
Whitehorse, Yukon
Y1A 1C2

Phone: (867) 667-6401
Fax: (867) 668-8398

whitehorse.ca

